

**Ready. Set.**



**Vaccinate.<sup>™</sup>**



Prepare your facility for COVID-19 vaccinations

Learn more at [globalindustrial.com/readysset](https://globalindustrial.com/readysset)

# Outdoor Spaces & Parking Lots

## *Safety considerations for outdoor spaces*

During the COVID-19 pandemic, the Centers for Disease Control and Prevention (CDC) recommend outdoor activities, whenever possible, to reduce the spread of the virus. Outdoor settings generally pose a lower risk than indoor settings, as respiratory droplets can quickly and more easily be dispersed into the fresh air. But, despite the overall benefits of outdoor clinics, this means you'll need to be prepared to face all kinds of weather conditions. Stock up on salt spreaders and ice melt to keep walkways safe for both

patients and staff, and outfit the location with outdoor canopies to safeguard against inclement weather. Create easy-to-follow markings and barriers with line strippers and traffic cones to direct traffic flow and promote overall crowd control. Speed bumps with cable protectors are wise to consider, too: not only to protect pedestrians and drivers in high traffic areas, but to also make it possible to plug in power cords for all needed electrical equipment.



### Speed Bumps

Slow traffic in busy or congested areas with high-visibility speed bumps. Capable of withstanding even the heaviest of vehicle loads, these durable speed bumps feature cable protectors that prevent air lines, water lines, and electrical cables from damage, ensuring your outdoor facility remains uninterrupted in its operation from start to finish.



Traffic Cones



Outdoor Canopies



Line Stripers




Garbage Cans



Ice Melt




Snow Removal



Crowd Control

Traffic Signs



# Drive-through & Curbside Clinics

## *Preventative measures for in-car settings*

Research has indicated that crowds or large gatherings can increase the risk of spreading the COVID-19 virus, so it comes as no surprise that drive-through and curbside clinics offer a viable choice for both patient and staff safety. A wellness check station should greet drivers at the start of the clinic for temperature checks, registration, and payment. Every drive-up area thereafter should be clearly marked and well-stocked with the essentials, including

service and utility carts for storing needed medical items and two-way radios to communicate any inventory or staffing changes. Prepare for dips in the temperature — or unexpected power outages — with portable heaters, lights, and generators. Make sure to also designate a waiting area where vaccinated drivers can be monitored prior to hitting the road again to reduce the potential for injury in the event of an adverse reaction.



Wellness Stations



Communications



Portable Lighting



Service Carts



Generators



Heaters



# Vaccination Clinics

## *Modifications for indoor locations*

Extra care and due diligence will go a long way when preparing a walk-through clinic for COVID-19 vaccinations. Crowd control stanchions, floor markers, and social distancing signage will be especially important for creating one-way traffic flow, helping to remind patients and staff to maintain a distance of six feet whenever possible. Other modifications will need to be thoughtfully and

carefully planned out, based on local, state, and federal protocols. Some starting points include desks and counters at registration and screening areas, outfitted with cashier shields for added protection; ample seating in waiting areas, positioned at evenly-spaced distances apart; and partitions and dividers at all vaccination stations to maintain overall safety and privacy.



### Crowd Control Stanchions

For patients waiting in line, crowd control stanchions help maintain order and safe social distancing practices. Designed with locking belt receivers to prevent accidental tape release, the retractable belts make it easy for staff members to direct — or re-direct — lines in registration and screening areas.



Mobile Partitions



Clear Partitions



Folding Tables



Folding Chairs



Antimicrobial Film & Tape



Disinfectant Mats





# Pandemic Management

## *Maintaining safety for all*

Whether indoors or outdoors, protecting the health of both patients and staff should be considered at every aspect of your facility or operation — from the moment they arrive, to the moment they exit. Stock up on cleaning and disinfecting supplies to regularly clean and sterilize all stations and surfaces, including frequently touched objects, such as keyboards, doorknobs, telephones, and workstations. Face shields and

disposable face masks should be readily available for staff, along with cloth face coverings for patients who arrive without one. Other needed supplies include hand sanitizers containing at least 60% alcohol, non-contact digital infrared thermometers for temperature screens, and medical basics such as alcohol prep pads and adhesive bandages for vaccine administration.

### Face Masks

Lightweight and breathable, our disposable face masks provide three layers of protection against dust, debris, and other airborne particulates. Constructed with 100% Polypropylene, these 3-ply face masks are latex-free and feature elastic ear loops for a comfortable fit.



Face Shields



Digital Thermometers



Hand Sanitizers



Social Distancing Signs



Alcohol Prep Pads



Electric Foggers

## Important Steps To Take



WEAR A MASK



WASH YOUR HANDS



USE HAND SANITIZER



DISINFECT DOOR HANDLES



DISINFECT YOUR BUSINESS SPACE



# Storage & Handling

## Organizing clinic supplies

Help your clinic or facility run as smoothly and efficiently as possible by taking the time to organize your medical equipment and supplies. Consider storage cabinets, shelving units, bins, and totes — with features such as lockable doors, height adjustable shelves, and stackable designs — to ensure all items are easily accounted for and secured in

their designated areas. Wire service and utility carts will also come in handy to transport items from one area of the clinic to the next, or help to keep priority items within reach. Remember: the more organized your clinic or facility, the more seamless the experience will be for both patients and staff.



### Pandemic Supply Cabinet

Featuring a bright orange color for easy visibility, our emergency preparedness cabinet offers a secure solution for storing medical items, personal protective equipment (PPE), and other pandemic management supplies. Easily mount the unit to a wall to maximize space or use the adjustable shelves to customize as you see fit.



Wire Shelving



Wire Carts



Medical Storage and Distribution Containers



Storage Cabinets



Totes



Plastic Bins



Call Today 1.800.645.1232

## General Checklist

<input type="checkbox"/>	Lockable storage cabinets
<input type="checkbox"/>	Small unit storage bins
<input type="checkbox"/>	Gloves
<input type="checkbox"/>	Masks
<input type="checkbox"/>	Sanitizer and dispensers
<input type="checkbox"/>	Crowd control stanchions
<input type="checkbox"/>	Seating
<input type="checkbox"/>	Waste disposal
<input type="checkbox"/>	Signs and door markers to instruct patients to remain 6 feet apart from other patients

[www.globalindustrial.com/readysset](http://www.globalindustrial.com/readysset)

# Temperature Control

## *Keeping vaccines at proper temperature*

When it comes to vaccines, maintaining proper temperature is critical. Vaccines that are exposed to temperatures outside of the recommended ranges can lead to a host of problems, including reduced efficacy and protection, which can result in thousands of dollars spent re-vaccinating patients and replacing vaccines. The Centers for Disease Control and Prevention (CDC) list

specific guidelines\* for proper vaccine storage and handling, recommending purpose-built or pharmaceutical-grade units for optimal temperature control. Each unit should be equipped with enough space to accommodate your maximum inventory, along with a temperature monitoring device (TMD) or digital data logger (DDL) to record and closely monitor any fluctuations or out-of-range changes.



### Pharmacy/Vaccine Undercounter & Countertop Refrigerators


Suitable for pharmacies, clinics, and other medical settings, pharmacy/vaccine refrigerators provide precise, energy-efficient temperature control, boasting compact designs that fit securely underneath or above countertops. Standout features include locks and foam insulation for content stability, along with audible and visual alarms that signal changes in internal temperature.



Ultra Low Temperature Freezers



Polar Insulated Boxes



Temperature Indicators



Pharmacy/Vaccine Large Capacity Refrigerators



Temperature Monitoring Devices



Vaccine Storage All-Freezers



\*Note: Please refer to the CDC's "Vaccine Storage and Handling Toolkit" for full, detailed specifications.

Call Today 1.800.645.1232

- Do not store vaccines in a dormitory-style or bar-style combined refrigerator/freezer unit
- Place the unit in a well-ventilated room, leaving ample space around all sides and removing any items that could potentially block the cover of the motor compartment
- Ensure unit door is properly sealed and never left open to minimize temperature fluctuations and exposure to light
- Do not store food and beverages in the unit
- Conduct routine maintenance and temperature checks



[www.globalindustrial.com/readysat](http://www.globalindustrial.com/readysat)



# Medical & Waste Disposal

*Prioritizing the importance of proper waste management*

The COVID-19 pandemic has changed the face of healthcare as we know it, requiring medical facilities and clinics to adopt new layouts, protocols, and procedures to accommodate social distancing guidelines. While new items and equipment will undoubtedly be needed to adapt to these changes, basic medical essentials should still be top priority when planning your day-

to-day workflow — especially when it comes to throwing away or recycling items in and around your clinic. Make sure to cover all the bases, from sharps containers and biohazardous waste cans for proper medical disposal\* to tilt trucks, recycling bins, and step-on garbage cans for paper, plastics, and all other non-medical items.

\*Note: Please follow all local, state, and federal guidelines for the most up-to-date guidelines.



## Sharps Containers

Sharps containers allow for quick and safe disposal of used medical supplies. Made with puncture-resistant, leakproof, and high-impact plastic, these containers can accommodate a large variety of sharps sizes and offer nestable designs for easy storage.



Toter Medical Waste Carts



Infectious Waste Liners



Cardboard Incinerator Cartons



Deluxe Plastic Tilt Trucks



Biohazardous Waste Cans



3.5 Gallon Step-On Trash Cans



Recycling Systems



Mobile Recycling Containers



Hazardous Waste Bags



# Ready. Set. Ship.



There's nothing like it.  
**FREE SHIPPING EVERY DAY**



Safety PPE



Janitorial



Packaging



Tools



Bins



Furniture



Shelving

**Plus thousands of products in other categories**

Vehicle Maintenance | Outdoor & Grounds | Medical & Lab | Foodservice | Pneumatics | Fasteners

\*\*"Free Shipping Every Day" is limited to select items noted on GlobalIndustrial.com. Offer may be modified at any time. Offer not available for products shipping to Canada. Offer not available for Global Industrial Resellers.



## Ready. Set. Vaccinate.

***Prepare your facility for COVID-19 vaccine administration.***

Global Industrial is a leader in Pandemic Management supplies and offers top quality products for you and your business. Our extensive list of supplies will enable you to serve those who need you most. Visit us online at [globalindustrial.com/readysset](https://globalindustrial.com/readysset) or call 1-800-645-1232 today.

