



GLOBAL INDUSTRIAL™

We can supply that.®

User's manual

Manual del usuario

Manuel de l'utilisateur


Customer Service
US: 1-800-645-2986

Servicio de atención al Cliente
US: 1-800-645-2986

Service à la clientèle
Canada: 888-645-2986

40" Square Aluminum Slatted Dining Table

Models: 437005BK/WH

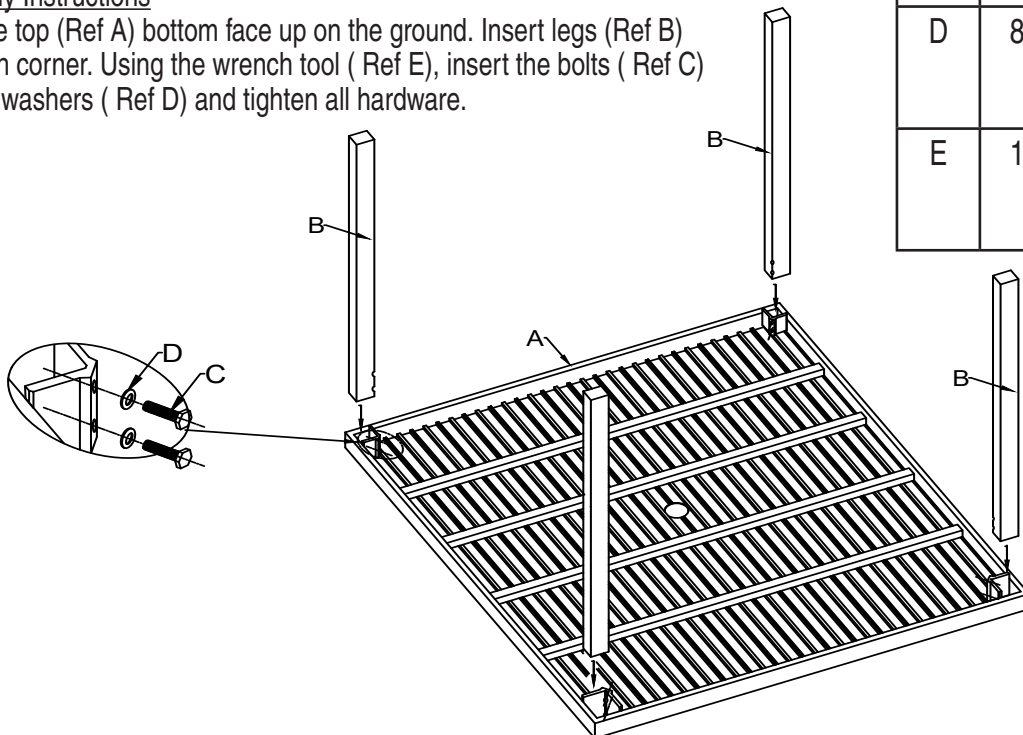


Warning

- Do not climb on, under the table.
- Two people are required to move the table.
- Do not use if any parts are damaged.
- Inspect and tighten hardware every six months.
- Replace rusted hardware and damaged components.
- Ensure that the bench is installed on a level surface.






Assembly Instructions

Lay table top (Ref A) bottom face up on the ground. Insert legs (Ref B) into each corner. Using the wrench tool (Ref E), insert the bolts (Ref C) with the washers (Ref D) and tighten all hardware.



1

Contents

Ref.	Qty.	Description
A	1	 Table Top
B	4	 Leg
C	8	 M8 X 35 mm
D	8	 M8
E	1	 M8