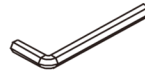


Part List
Tools Needed:

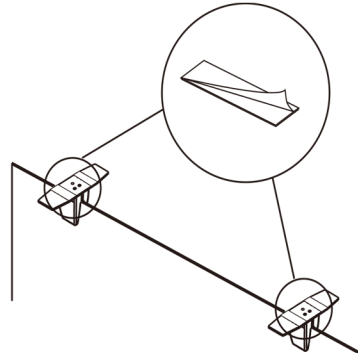
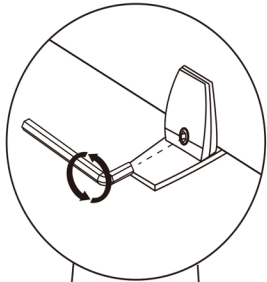


M5 x 7mm

M6 x 16mm

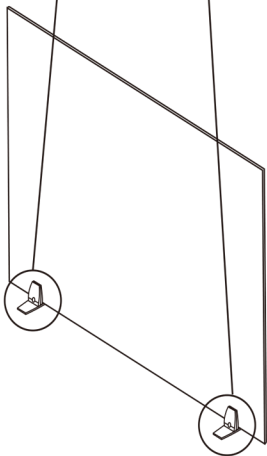
Model#695843 695844 695845
Clamp Table Top Divider Panel Assembly Guide

Table Top Clamp Instructions with Double sided Tape:



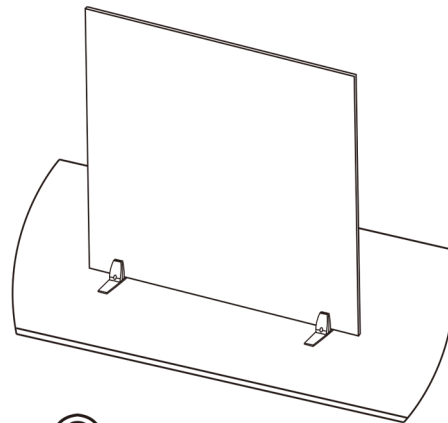
②

Adhere Double Sided Tape to Underside of Clamp



①

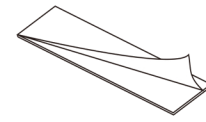
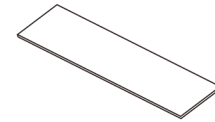
**Tighten Table Top Clamps to Divider
(695845: 3 clamps)**



③

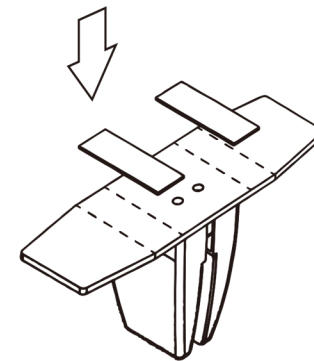
Position Divider on Desktop

To Apply Double Sided Tape to Underside of Clamps:



①

Peel Protective Strip Upward from Corner



②

Adhere Double Sided Tape to Underside of Clamp