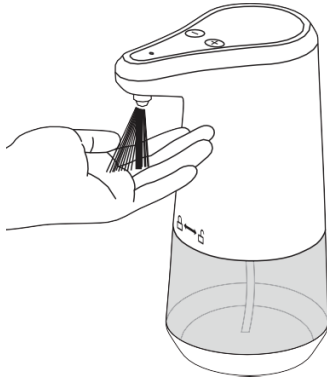
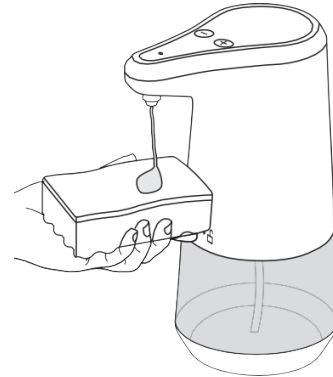


# Countertop Automatic Soap/Sanitizer INSTRUCTION MANUAL



**Model # 641527**

**Global Industrial Countertop Automatic Soap/Sanitizer Dispenser, Spray 12 oz. - White/Chrome**



**Model # 641529**

**Global Industrial Countertop Automatic Soap/Sanitizer Dispenser, Gel 12 oz. - White/Chrome**



**Model # 641528**

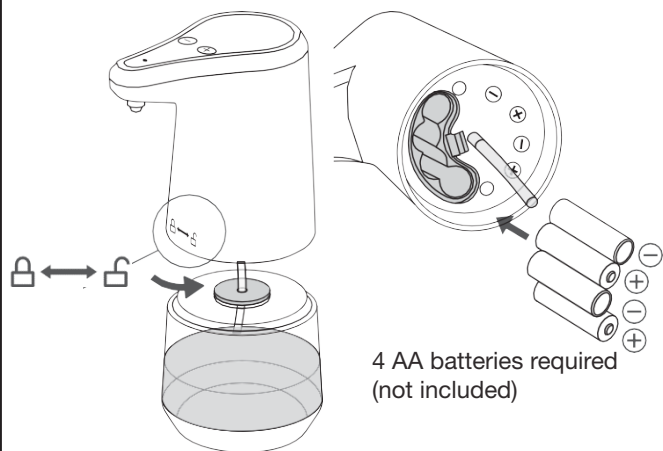
**Global Industrial Countertop Automatic Soap/Sanitizer Dispenser, Foam 12 oz. - White/Chrome**

Model # 641527 (spray dispenser): Use thin liquids.  
Model # 641528 (foam dispenser): Use foaming liquid refills or a 2:3 soap to water ratio.  
Model # 641529 (gel dispenser): Use thick liquids.

**Read these instructions carefully and keep them safe.**

- DO NOT soak under water. Clean the dispenser with a wet towel.
- DO NOT use the device in the shower.
- Don't hold the dispenser upside down with liquids inside.
- Clean the dispenser before replacing soap to prevent clogs.
- DO NOT drop the dispenser. Dispenser can leak or malfunction if dropped, punctured, or damaged.
- DO NOT expose the device to direct sunlight, heat, excessive humidity or corrosive environments.
- Ensure the battery case is closed securely.

## INSTRUCTIONS

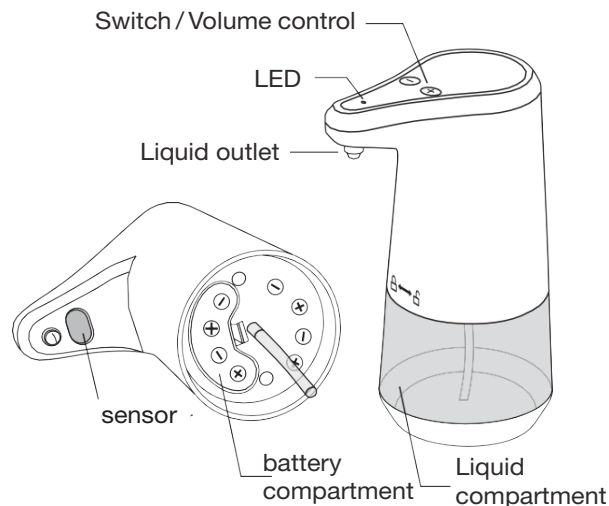


4 AA batteries required  
(not included)

1. Turn the head of the dispenser counterclockwise to open. Insert 4 AA Alkaline batteries.
2. Pour liquid into the bottle and reinstall the head by turning it clockwise until it clicks.
3. Press and hold the ⊕ button for 2 seconds to turn on the device. The LED will turn green.
4. Press the ⊕ button to increase the amount dispensed and the ⊖ button to decrease the amount dispensed. Model # 641527 (spray dispenser) and model # 641528 (foam dispenser) have 2 levels. Model # 641529 (gel dispenser) has 5 levels.
5. Press and hold the ⊖ button for 2 seconds to turn off the device. The LED will turn red.



## PRODUCT DETAILS



- When the batteries are low, the LED will turn red.
- Only use AA Alkaline batteries. Rechargeable batteries can be used.
- All 4 AA Alkaline batteries used in the device should be from the same brand.
- Do not mix old and new batteries.
- Replace all 4 AA Alkaline batteries at the same time.
- Remove batteries from the device if the device will not be used for a long time to prevent battery leaks.