



**GLOBALTM
INDUSTRIAL**

We can supply that.®

User's manual

Manual del usuario

Manuel de l'utilisateur

Customer Service
US: 1-800-645-2986

Servicio de atención al Cliente
US: 1-800-645-2986

Service à la clientèle
Canada: 888-645-2986

Portable Slant Leg Pop Up Canopy, 10'L x 10'W x 10'1"H

Model(s):
602191WH: White
602191BK: Black
602191BL: Blue
602191GN: Green
602191RD: Red
602191TN: Tan



CAUTION

- Assembly requires two people.


It is the responsibility of the installer/user to completely read and understand all instructions and safety information before proceeding with installation. Following these instructions will ensure proper function and safety.

Portable Pop Up Canopy

1 Remove canopy from box.



2 Set canopy in lay-down position.
Extend legs using locking mechanism.



3 Place canopy in upright position.



3 Extend canopy by gently pulling legs horizontally.




Portable Pop Up Canopy

- 4** Push up on corner bracket until it snaps into place. Wrap velcro strap around support.

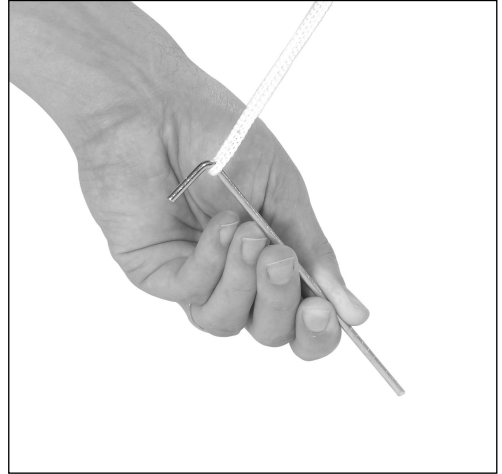


- 5** Use rope to tie down corners.



Portable Pop Up Canopy

- 6** Insert spikes into base of legs. Attach rope to spikes.



- 7** Enjoy your new canopy!

