

# Beltrac® Retractable Safety Barriers

*Industrial-grade temporary barricades*



50-3015 18 FT. or 24 FT.

## Permanent Wall Mount

Our 18-ft. or 24-ft. Standard Wall Mount is ideal for blocking off wide corridors and for temporarily securing lanes. Easily attaches to a wall using 4 screws. Includes wall receptacle.



50-3016M 18 FT.

## Warehouse Standard QuickMount®

Temporarily attach our Quick Mount Safety Barrier to your warehouse upright by simply clicking into place. For use with uprights with holes measuring 1.5 inches apart.



50-3016U 18 FT.

## Warehouse Adjustable QuickMount®

The Adjustable Quick Mount Safety Barrier temporarily attaches to your warehouse upright by simply clicking into place. Back clips adjust to fit uprights with holes measuring between 1 inch to 3.5 inches apart.



50-3017 18 FT.

## Warehouse Upright FixedMount®

Create a more permanent safety barrier location within your warehouse using our Fixed Mount Safety Barrier. Securely mounts to warehouse uprights with a quick tightening of the back bolt.



50-3017RM 18 FT.

## Warehouse RackMount®

The Rack Mount Safety Barrier instantly snaps into place on a beam, short wall, or rack wall, providing a temporary safety barrier where you need it. Fits onto a 2.75" wide beam or wall.




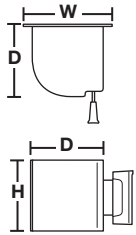
50-5550 65 FT.

## JetTrac®

Create a convenient, always available barrier over an extended area with our swiveling wall-mount. Extends up to 65 feet!

# Beltrac® Retractable Safety Barriers


Industrial-grade temporary barricades



50-3015XX/18/XX



50-3015XX/24/XX


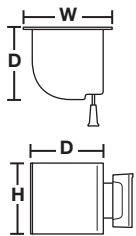


Choice of Standard or Magnetic Mounts


50-3015DLXX/18/XX

	18 ft. Standard Wall Mount	24 ft. Standard Wall Mount
<b>Belt Length</b>	18 feet	24 feet
<b>Case Colors</b>	Chrome, Wrinkle Black or Lido-Tone®	Yellow or Wrinkle Black
<b>Belt Colors</b>	All, plus standard messages	FY, SF, S6 and S7
<b>Belt End</b>	Standard Wall Receptacle Included	Standard Wall Receptacle Included
<b>Case Dimensions</b>	3.4" H x 3.5" W x 3.5" D	3.4" H x 3.5" W x 3.5" D
<b>Mounting Plate</b>	3.125" H x 4.75" W	3.125" H x 4.75" W
<b>Shipping Weight</b>	2 lbs.	2 lbs.

18 ft. Double Standard Wall Mount
18 feet
Yellow or Wrinkle Black
Safety Only
Standard Belt End with Wall Receptacle or S-Hook with Magnetic
Case: 3.4" H x 3.5" W x 3.5" D
Magnetic Mount or Standard: 12" H x 4.75" W
6 lbs.



50-3016M/XX/18/XX



50-3016U/XX/18/XX



50-3017XX/18/XX



50-3017RM/WB/XX

	Standard QuickMount®	Adjustable QuickMount®	FixedMount®	RackMount®
<b>Belt Length</b>	18 feet	18 feet	18 feet	18 feet
<b>Case Colors</b>	Yellow or Wrinkle Black	Yellow or Wrinkle Black	Yellow or Wrinkle Black	Wrinkle Black
<b>Belt Colors</b>	All, plus standard messages	All, plus standard messages	All, plus standard messages	All, plus standard messages
<b>Belt End</b>	S-Hook	S-Hook	S-Hook	S-Hook
<b>Case Dimensions</b>	3.4" H x 3.5" W x 3.5" D	3.4" H x 3.5" W x 3.5" D	3.4" H x 3.5" W x 3.5" D	3.4" H x 3.5" W x 3.5" D
<b>Mounting Plate</b>	3.125" H x 4.75" W	3.125" H x 4.75" W	4.375" H x 3" W	1" H x 2.75" W x 2" D (fits a rack 2.75" wide)
<b>Shipping Weight</b>	2 lbs.	2 lbs.	2 lbs.	2 lbs.



Trailer Mount (shown with Wall Mount, not included).  
40-915TM/SET



Forklift Mount (shown with Wall Mount, not included).  
20-917FM



Wall Receptacle  
50-3011