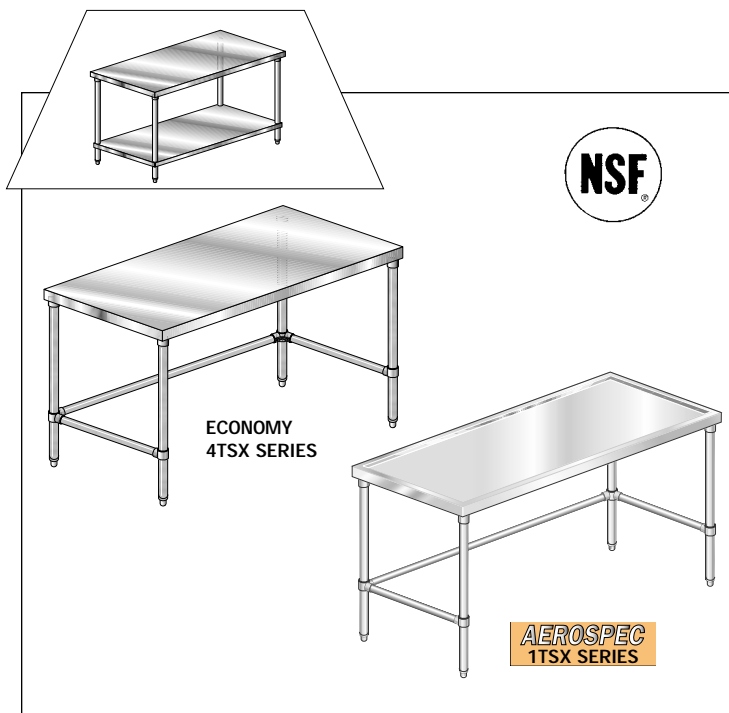




# TSX SERIES Flat Top, Stainless Steel Legs and Crossbracing

# WORK TABLE



Item# \_\_\_\_\_ Project \_\_\_\_\_

Quantity	ECONOMY 16GA 430 Model #	DELUX 16GA 304 Model #	PREMIUM 14GA 304 Model #	AEROSPEC 14GA 304 Model #
----------	--------------------------------	------------------------------	--------------------------------	---------------------------------

### 24" WIDE

_____	4TSX-2424	3TSX-2424	2TSX-2424	1TSX-2424
_____	4TSX-2430	3TSX-2430	2TSX-2430	1TSX-2430
_____	4TSX-2436	3TSX-2436	2TSX-2436	1TSX-2436
_____	4TSX-2448	3TSX-2448	2TSX-2448	1TSX-2448
_____	4TSX-2460	3TSX-2460	2TSX-2460	1TSX-2460
_____	4TSX-2472	3TSX-2472	2TSX-2472	1TSX-2472
_____	4TSX-2484	3TSX-2484	2TSX-2484	1TSX-2484
_____	4TSX-2496	3TSX-2496	2TSX-2496	1TSX-2496
_____	4TSX-24108	3TSX-24108	2TSX-24108	1TSX-24108
_____	4TSX-24120	3TSX-24120	2TSX-24120	1TSX-24120
_____	4TSX-24132	3TSX-24132	2TSX-24132	1TSX-24132
_____	4TSX-24144	3TSX-24144	2TSX-24144	1TSX-24144

### 30" WIDE

_____	4TSX-3024	3TSX-3024	2TSX-3024	1TSX-3024
_____	4TSX-3030	3TSX-3030	2TSX-3030	1TSX-3030
_____	4TSX-3036	3TSX-3036	2TSX-3036	1TSX-3036
_____	4TSX-3048	3TSX-3048	2TSX-3048	1TSX-3048
_____	4TSX-3060	3TSX-3060	2TSX-3060	1TSX-3060
_____	4TSX-3072	3TSX-3072	2TSX-3072	1TSX-3072
_____	4TSX-3084	3TSX-3084	2TSX-3084	1TSX-3084
_____	4TSX-3096	3TSX-3096	2TSX-3096	1TSX-3096
_____	4TSX-30108	3TSX-30108	2TSX-30108	1TSX-30108
_____	4TSX-30120	3TSX-30120	2TSX-30120	1TSX-30120
_____	4TSX-30132	3TSX-30132	2TSX-30132	1TSX-30132
_____	4TSX-30144	3TSX-30144	2TSX-30144	1TSX-30144

### 36" WIDE

_____	4TSX-3636	3TSX-3636	2TSX-3636	1TSX-3636
_____	4TSX-3648	3TSX-3648	2TSX-3648	1TSX-3648
_____	4TSX-3660	3TSX-3660	2TSX-3660	1TSX-3660
_____	4TSX-3672	3TSX-3672	2TSX-3672	1TSX-3672
_____	4TSX-3684	3TSX-3684	2TSX-3684	1TSX-3684
_____	4TSX-3696	3TSX-3696	2TSX-3696	1TSX-3696
_____	4TSX-36108	3TSX-36108	2TSX-36108	1TSX-36108
_____	4TSX-36120	3TSX-36120	2TSX-36120	1TSX-36120
_____	4TSX-36132	3TSX-36132	2TSX-36132	1TSX-36132
_____	4TSX-36144	3TSX-36144	2TSX-36144	1TSX-36144

### 42" WIDE

_____	N.A.	N.A.	2TSX-4248	1TSX-4248
_____	N.A.	N.A.	2TSX-4260	1TSX-4260
_____	N.A.	N.A.	2TSX-4272	1TSX-4272
_____	N.A.	N.A.	2TSX-4284	1TSX-4284
_____	N.A.	N.A.	2TSX-4296	1TSX-4296
_____	N.A.	N.A.	2TSX-42108	1TSX-42108
_____	N.A.	N.A.	2TSX-42120	1TSX-42120
_____	N.A.	N.A.	2TSX-42132	1TSX-42132
_____	N.A.	N.A.	2TSX-42144	1TSX-42144

\*FOR 48" WIDE TABLES SEE PRICE LIST

## MATERIAL

### TOP

- 1 1/2" turn down on 4 sides with a 90 Deg. return.
- Two heavy gauge steel box channels on 24" wide tables for rigidity.
- Three heavy gauge steel box channels on 30" tables for rigidity.
- Four heavy gauge steel box channels on 36" and 42" tables for rigidity.
- Sound deadened between table top and channels.

### Crossbracing

- 1 1/2" O.D. 16 gauge 304 series stainless steel crossbracing, 1 1/2" I.D. aluminum castings at all leg intersections.

### LEGS

- 1 1/2" O.D. 16 gauge 304 series stainless steel tubing, complete with 1" adjustable, impact resistant, white metal feet.

## DESIGN FEATURES

- Crossbracing is fully adjustable and flexible in design.
- All tables fully cartoned.
- Easily assembled.

## EXCLUSIVE AERO SAFETY EDGE

- Table hemmed to eliminate cuts from rough edges.

## CONSTRUCTION

- Top is polished to a #4 mill finish.
- Heliarc welded construction creates uniform, rock-solid unit.
- Gussets fully welded for extra rigidity.
- All tables shipped K.D.

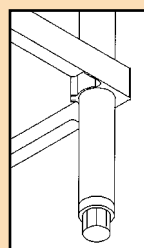
## AEROSPEC

- 1TSX TABLES ARE **AEROSPEC DESIGNED**.

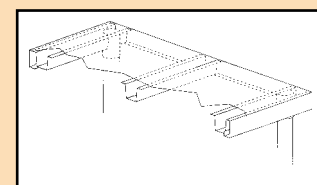
*In addition to above specifications;*

- All four sides have a "V" countertop edge to inhibit spillage.
- Stainless steel gussets in lieu of galvanized.
- Stainless steel feet in lieu of white metal.

SEE PAGES SP-6A & SP-6B  
TO DESIGN YOUR  
FLEXIBLE WORKCENTER



Adjustable Undershaft with Exclusive **AEROLock** Extrusion



Strongest Construction in the Industry

# BUILT TO LAST A LIFETIME

email - sales@aeromfg.com

AERO MANUFACTURING COMPANY • 310 ALLWOOD ROAD, CLIFTON, NEW JERSEY 07012 • VOICE 973.473.5300 FAX 973.473.3794

© Copyright 2001 Aero Manufacturing Company, Inc.

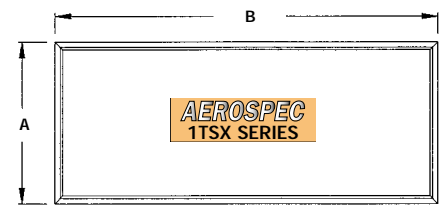
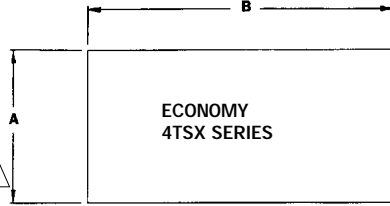
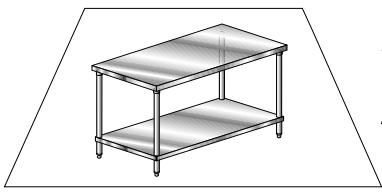
Specifications subject to change without notice.

Page T-8A

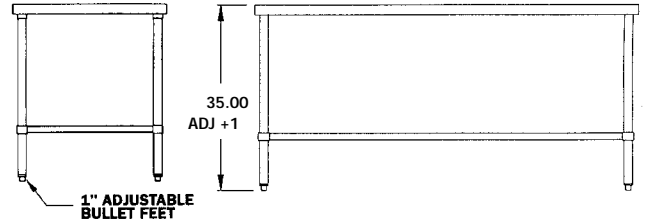
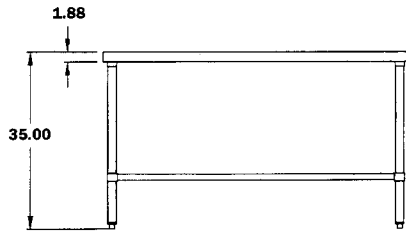


# DIMENSIONAL SPECIFICATIONS

## TSX SERIES Flat Top, Stainless Steel Legs and Crossbracing



- Tables over 72" in length are shipped with six legs.
- All feet have a full 1" adjustability.
- Crossbracing is fully adjustable.



A Width	B Length	ECONOMY 16GA 430 Model #	DELUX 16GA 304 Model #	PREMIUM 14GA 304 Model #	AEROSPEC 14GA 304 Model #	Ship Weight	Cubic Feet
<b>24" WIDE</b>							
24	24	4TSX-2424	3TSX-2424	2TSX-2424	1TSX-2424	25	3
24	30	4TSX-2430	3TSX-2430	2TSX-2430	1TSX-2430	42	3
24	36	4TSX-2436	3TSX-2436	2TSX-2436	1TSX-2436	53	4
24	48	4TSX-2448	3TSX-2448	2TSX-2448	1TSX-2448	64	5
24	60	4TSX-2460	3TSX-2460	2TSX-2460	1TSX-2460	74	7
24	72	4TSX-2472	3TSX-2472	2TSX-2472	1TSX-2472	85	8
24	84	4TSX-2484	3TSX-2484	2TSX-2484	1TSX-2484	103	9
24	96	4TSX-2496	3TSX-2496	2TSX-2496	1TSX-2496	114	11
24	108	4TSX-24108	3TSX-24108	2TSX-24108	1TSX-24108	130	12
24	120	4TSX-24120	3TSX-24120	2TSX-24120	1TSX-24120	227	13
24	132	4TSX-24132	3TSX-24132	2TSX-24132	1TSX-24132	251	15
24	144	4TSX-24144	3TSX-24144	2TSX-24144	1TSX-24144	266	16
<b>30" WIDE</b>							
30	24	4TSX-3024	3TSX-3024	2TSX-3024	1TSX-3024	47	3
30	30	4TSX-3030	3TSX-3030	2TSX-3030	1TSX-3024	52	4
30	36	4TSX-3036	3TSX-3036	2TSX-3036	1TSX-3036	59	5
30	48	4TSX-3048	3TSX-3048	2TSX-3048	1TSX-3048	72	7
30	60	4TSX-3060	3TSX-3060	2TSX-3060	1TSX-3060	85	8
30	72	4TSX-3072	3TSX-3072	2TSX-3072	1TSX-3072	93	10
30	84	4TSX-3084	3TSX-3084	2TSX-3084	1TSX-3084	113	12
30	96	4TSX-3096	3TSX-3096	2TSX-3096	1TSX-3096	126	13
30	108	4TSX-30108	3TSX-30108	2TSX-30108	1TSX-30108	150	15
30	120	4TSX-30120	3TSX-30120	2TSX-30120	1TSX-30120	261	17
30	132	4TSX-30132	3TSX-30132	2TSX-30132	1TSX-30132	268	18
30	144	4TSX-30144	3TSX-30144	2TSX-30144	1TSX-30144	283	20
<b>36" WIDE</b>							
36	36	4TSX-3636	3TSX-3636	2TSX-3636	1TSX-3636	75	6
36	48	4TSX-3648	3TSX-3648	2TSX-3648	1TSX-3648	82	8
36	60	4TSX-3660	3TSX-3660	2TSX-3660	1TSX-3660	96	10
36	72	4TSX-3672	3TSX-3672	2TSX-3672	1TSX-3672	108	12
36	84	4TSX-3684	3TSX-3684	2TSX-3684	1TSX-3684	127	14
36	96	4TSX-3696	3TSX-3696	2TSX-3696	1TSX-3696	140	16
36	108	4TSX-36108	3TSX-36108	2TSX-36108	1TSX-36108	165	18
36	120	4TSX-36120	3TSX-36120	2TSX-36120	1TSX-36120	261	20
36	132	4TSX-36132	3TSX-36132	2TSX-36132	1TSX-36132	290	22
36	144	4TSX-36144	3TSX-36144	2TSX-36144	1TSX-36144	305	24
<b>42" WIDE</b>							
42	48	N.A.	N.A.	2TSX-4248	1TSX-4248	128	9
42	60	N.A.	N.A.	2TSX-4260	1TSX-4260	148	12
42	72	N.A.	N.A.	2TSX-4272	1TSX-4272	170	14
42	84	N.A.	N.A.	2TSX-4284	1TSX-4284	206	16
42	96	N.A.	N.A.	2TSX-4296	1TSX-4296	228	19
42	108	N.A.	N.A.	2TSX-42108	1TSX-42108	260	21
42	120	N.A.	N.A.	2TSX-42120	1TSX-42120	454	23
42	132	N.A.	N.A.	2TSX-42132	1TSX-42132	517	26
42	144	N.A.	N.A.	2TSX-42144	1TSX-42144	532	28

All dimensions are typical (tol. ±1/2"). • For Accessories and Options see pages TS-5A, TS-5B.

email - sales@aeromfg.com

AERO MANUFACTURING COMPANY • 310 ALLWOOD ROAD, CLIFTON, NEW JERSEY 07012 • VOICE 973473.5300 FAX 973.473.3794