

Choosing the proper classroom seating can be a daunting but an important task. Jonti-Craft has meticulously studied ergonomics, human scale, and other information to provide accurate and straightforward recommendations for classroom seating. Just follow the 3 simple steps below to find the correct chair and table height for your children. The correct seating will increase comfort and concentration, and set them up for success!

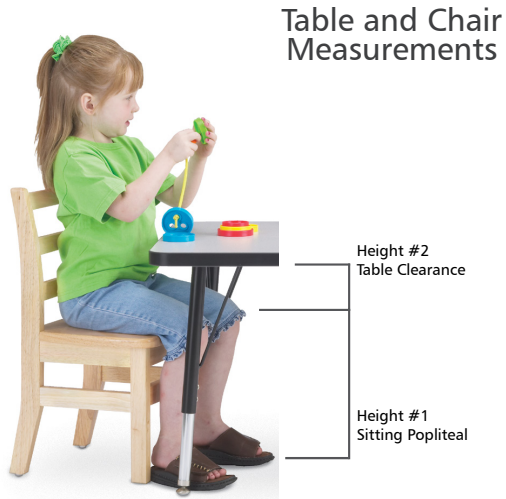


Table and Chair Measurements

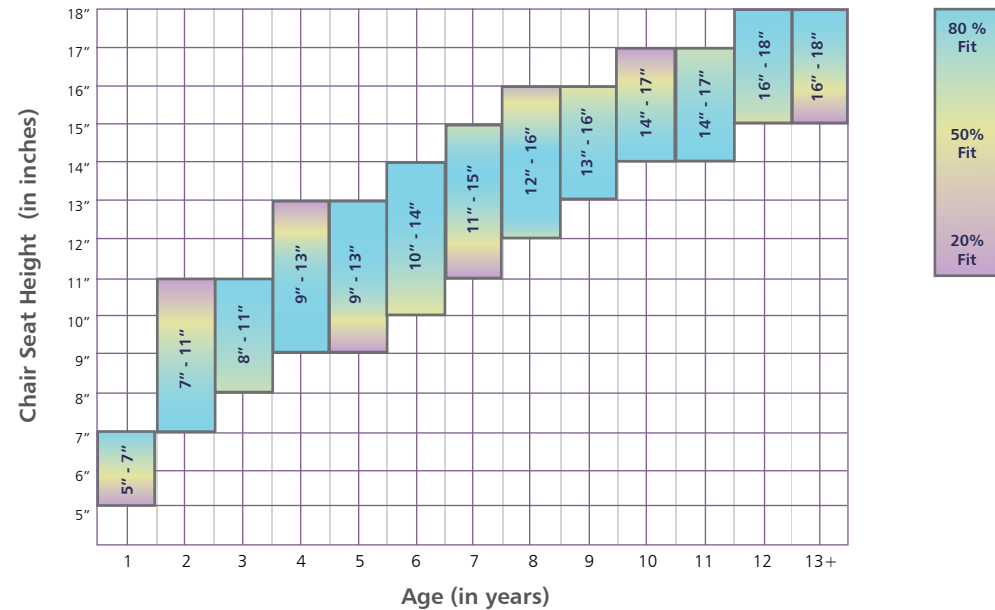
### Height #1 — Sitting Popliteal

Defined: Height from the floor to the back of the knee while seated. To provide correct ergonomic seating, the child should be sitting comfortably with feet flat on the floor and knees bent at right angles. The correct seat height will be the measurement from the floor to the bend behind the child's knee.

### Height #2 — Table Clearance

Defined: Height from the top of the leg to the bottom of the table. Usually, tabletops should be 8 inches from the top of a child's thigh, although this height might be slightly less for toddlers. When deciding on a table height, you should take into consideration the child's overall size and build. For example, a short-waisted child will be more comfortable at a shorter table in relation to his or her seat height.

## 1 Use age to select seat height



## 2 Use seat height to select table height

Age (approx.)	½ - 1	½ - 1	2	2-3	2-4	3-5	4-6	6-8	6-9	9-10	9-11	10-11	12-13	13+
Seat Height	5"	6"	7"	8"	9"	10"	11"	12"	13"	14"	15"	16"	17"	18"
Table Height	T	T	T	E	E	E	E	E	E	E	A	A	A	A

T = 11" to 15"    E = 15" to 24"    A = "24" to 31"

## 3 Find your table at [www.jonti-craft.com/seating](http://www.jonti-craft.com/seating)

*This graph and chart are based on average recommendations from several sources, and should only be used as a guide. By measuring the child as directed above, you will ensure the best fit possible. If measuring the child is not practical, use this chart as a starting point. Consider whether the child's build is bigger or smaller than other children of the same age. If you are still unsure of what size chair to order, go the next size up to give your child room to grow!*

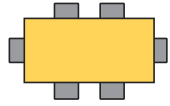
Need to know how many chairs fit around Jonti-Craft's tables? Flip this page over!

# Chairs Per Table Guidelines

## Activity Tables

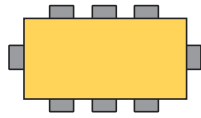
### Rectangle 24" x 48"

Mobile: **4 chairs**  
 A Height: **4 chairs**  
 E Height: **6 chairs**  
 T Height : **6 chairs**



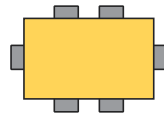
### Rectangle 30" x 60"

Mobile: **6 chairs**  
 A Height: **6 chairs**  
 E Height: **6 chairs**  
 T Height : **6 - 8 chairs**



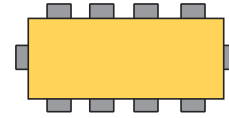
### Rectangle 30" x 48"

Mobile: **6 chairs**  
 A Height: **6 chairs**  
 E Height: **6 chairs**  
 T Height : **6 chairs**



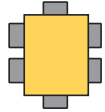
### Rectangle 30" x 72"

Mobile: **6 - 8 chairs**  
 A Height: **6 - 8 chairs**  
 E Height: **6 - 10 chairs**  
 T Height : **8 - 10 chairs**



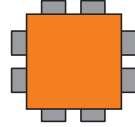
### Rectangle 36" x 24"

Mobile: **2 chairs**  
 A Height: **2 chairs**  
 E Height: **2 - 6 chairs**  
 T Height : **4 - 6 chairs**



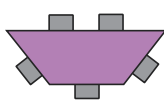
### Square 48" x 48"

Mobile: **4 chairs**  
 A Height: **4 chairs**  
 E Height: **4 - 8 chairs**  
 T Height : **8 chairs**



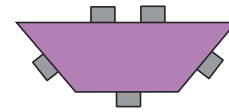
### Trapezoid 24" x 48"

Mobile: **2 chairs**  
 A Height: **2 chairs**  
 E Height: **2 - 5 chairs**  
 T Height: **5 chairs**



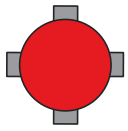
### Trapezoid 30" x 60"

Mobile: **5 chairs**  
 A Height: **5 chairs**  
 E Height: **5 chairs**  
 T Height: **5 chairs**




### Round 36"

Mobile: **4 chairs**  
 A Height: **4 chairs**  
 E Height: **4 chairs**  
 T Height: **4 chairs**



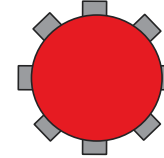
### Round 42"

Mobile: **4 chairs**  
 A Height: **4 chairs**  
 E Height: **4 - 6 chairs**  
 T Height: **4 - 6 chairs**



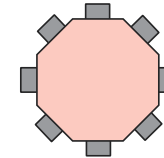
### Round 48"

Mobile: **4 - 6 chairs**  
 A Height: **4 - 6 chairs**  
 E Height: **4 - 8 chairs**  
 T Height: **6 - 8 chairs**



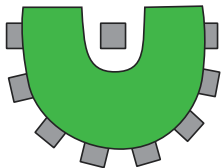
### Octagon 48" x 48"

Mobile: **4 chairs**  
 A Height: **4 chairs**  
 E Height: **4 - 8 chairs**  
 T Height: **8 chairs**



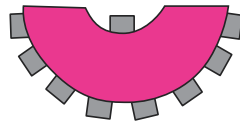
### Horseshoe 66" x 60"

Mobile: **7 chairs**  
 A Height: **7 chairs**  
 E Height: **7 - 9 chairs**  
 T Height: **9 chairs**



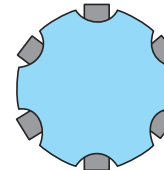
### Kidney 48" x 72"

Mobile: **5 chairs**  
 A Height: **5 chairs**  
 E Height: **5 - 8 chairs**  
 T Height: **9 chairs**



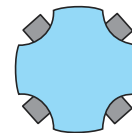
### 6 Leaf 60" x 60"

Mobile: **6 chairs**  
 A Height: **6 chairs**  
 E Height: **6 chairs**  
 T Height: **6 chairs**



### 4 Leaf 48" x 48"

Mobile: **4 chairs**  
 A Height: **4 chairs**  
 E Height: **4 - 8 chairs**  
 T Height: **8 chairs**



## Collaborative Tables

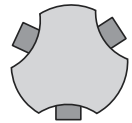
### Bowtie

1 chair



### Hub

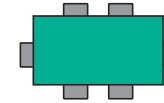
3 chairs



## Multi-Purpose Tables

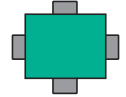
### Rectangle 24" x 48"

10-14" Ht: **6 chairs**  
 16-18" Ht: **6 chairs**  
 20-24" Ht: **4 chairs**



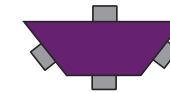
### Rectangle 24" x 30"

10-14" Ht: **4 chairs**  
 16-18" Ht: **4 chairs**  
 20-24" Ht: **2 chairs**



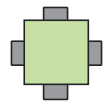
### Trapezoid 47" x 24"

10-14" Ht: **4 chairs**  
 16-18" Ht: **4 chairs**  
 20-24" Ht: **2 chairs**



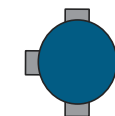
### Square 24" x 24"

10-14" Ht: **4 chairs**  
 16-18" Ht: **4 chairs**  
 20-24" Ht: **2 chairs**



### Round 30"

10-14" Ht: **4 chairs**  
 16-18" Ht: **4 chairs**  
 20-24" Ht: **2 chairs (ladder-back only)**



Check out our table and chair options at [www.jonti-craft.com/seating](http://www.jonti-craft.com/seating)

171 Hwy 68, P.O. Box 30  
 Wabasso, MN 56293  
 p. 507-342-5169  
 f. 507-342-5617  
[www.jonti-craft.com](http://www.jonti-craft.com)