

HIGH QUALITY ROLL-UP SIGNS

Produced with State of the Art Print Technology

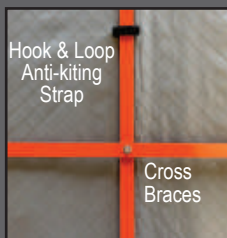
Wear Resistant Ink!

- Ink won't transfer to sign where it doesn't belong

Standard & Custom Sign Sizes

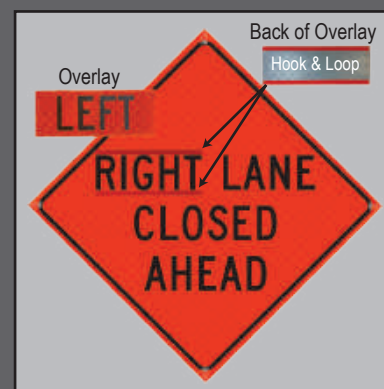
Fiberglass Cross Braces

- Two thickness options
 - 1/4" Vertical Brace with 3/16" horizontal brace
 - 5/16" Vertical Brace with 3/16" horizontal brace



Anti-kiting Strap

- Sturdy hook & loop strap comes attached to sign
- Eliminates sail effect
 - backwind won't blow and move sign



Corner Pocket Options

- Durable polycarbonate plastic
- Sewn reinforced vinyl

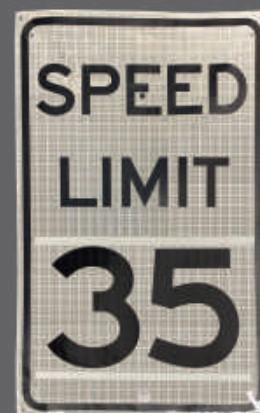


Legend Identification

- Legend name printed on sign border
 - easy to identify sign without unrolling

Storage Strap


- Hook & Loop nylon strap
 - secures the sign for storage



ROLL-UP SHEETING OPTIONS



- MUTCD Non Reflective Vinyl Fluorescent Orange
 - daytime use only, Meets ASTM D 4956 color
- Reflective Vinyl
 - 3M™ High Intensity Prismatic Grade Series RS30, Meets ASTM D4956 Type VI, CWZ
 - Oralite® Super Bright™ Vivid Orange Meets ASTM D 4956 Type VI, Class 5
- Oralite® High Performance Marathon Fluorescent Orange
 - Meets ASTM D 4956 Type VI, Class 5



- Fluorescent Pink
 - Meets ASTM D 4956 Type VI, Class 5
- Oralite® Super Bright™ White
 - Meets ASTM D 4956 Type VI, Class 5
- Oralite® High Performance Marathon White
 - Meets ASTM D 4956 Type VI, Class 5



Various Rectangular Brace Configurations Available

MUTCD & OTHER POPULAR LEGENDS



W1-1
Turn
(Left or Right) Arrow



W1-2
Curve
(Left or Right) Arrow



W1-3
Reverse Turn
(Left or Right) Arrow



W1-4
Reverse Curve
(Left or Right) Arrow



W1-4b
Reverse Curve
(Left or Right) 2 Arrows



W1-4c
Reverse Curve
(Left or Right) 3 Arrows



W3-1
Stop Ahead Symbol
Requires sign with overlay permanently sewn



R1-1
Stop Sign
Requires sign with overlay permanently sewn



W3-3
Signal Ahead Symbol
Requires sign with overlay permanently sewn



W4-1
Lane Merge Arrow
Need Merge Overlay



W4-1
(Left or Right)
Lane Merge Arrow



W4-2
Double Merge Symbol
Need BAR Overlay



W4-2
(Left or Right)
Lane Merge Symbol



W6-1
Divided Highway
Begins Symbol



W6-2
Divided Highway
Ends Symbol



W6-3
Two Way
Traffic Arrows



W24-1
Double Reverse Curve
(Left or Right) Arrow



W24-1a
Double Reverse Curve
(Left or Right) 2 Arrows



W24-1b
Double Reverse Curve
(Left or Right) 3 Arrows



W20-7
Flagger Symbol



W20-7MI
Flagger Symbol
MI Spec



C9A
Flagger Symbol
w/Paddle
CA Spec



W21-1
Workers Symbol



BORDER



W3-5
Speed Limit (Specify)
Ahead Symbol
Requires sign with overlay permanently sewn



W3-5a
45 MPH
SPEED ZONE
AHEAD
(Specify MPH)



W3-4
BE
PREPARED
TO STOP



W8-1
BUMP



W20-2
DETOUR
AHEAD



SC9
Detour w/Blank Overlay
area below for
Octagon Arrow
CA Spec



SC9
Detour w/Blank Overlay
area above for FWY
and below for
Octagon Arrow
CA Spec



SC9
FWY Detour w/Blank
Overlay area below for
Octagon Arrow
CA Spec



W8-2
DIP



SC18
Exit w/Arrow
CA Spec



SC18
Exit w/Blank Overlay
area below for
Octagon Arrow
CA Spec



W20-7a
FLAGGER
AHEAD
Flagger Ahead



FREeway
CLOSED
AHEAD



C43
Fresh Concrete
CA Spec



W21-2
FRESH
OIL



W8-15
GROOVED
PAVEMENT



W8-7
LOOSE
GRAVEL



MEN
WORKING



Merge w/Blank Overlay
area below for Arrow



W21-8
MOWING
AHEAD



W5-2
NARROW
BRIDGE



W23-2
NEW
TRAFFIC
PATTERN
AHEAD



C30
Lane Closed
CA Spec



W20-5
(Specify Left or Right)



W20-5a
(Specify number and
Left or Right)
Lane Closed Ahead



C20
(Specify number and
Right or Left)
Lane Closed Ahead
CA Spec



W5-3



W20-4



C27
Open Trench
CA Spec



W20-3



W5-4



W20-3



W21-3



W8-18



W5-1



W20-1



W8-8



W8-23



C30A
Shoulder Closed
CA Spec



W21-5a
(Specify Left or Right)



W21-5b
(Specify Left or Right
and Distance or
Overlay Blank)



W8-25



W21-5



SC5
Special Event Ahead
CA Spec



W8-24



W21-6



W8-6



C44
Trucks Entering Exiting
CA Spec



W8-11



W21-7



R11-2



R2-1
Speed Limit
(Specify Number)



W3-4



W20-V25
Emergency Scene Ahead
VA Spec



W20-2



M4-9
Detour w/(Left or Right)
Arrow



M4-9
Detour w/Up Arrow



G20-2

If you don't see the legend
you need, please contact
Customer Service

OVERLAYS

36" x 36" Signs

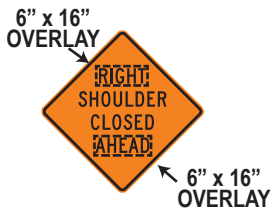
2 Line Signs



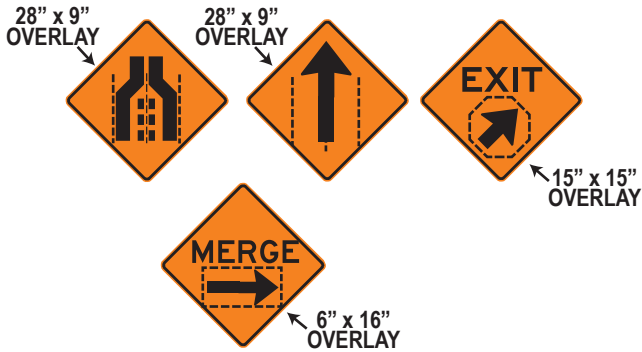
3 Line Signs



4 Line Signs



Shapes



48" x 48" Signs

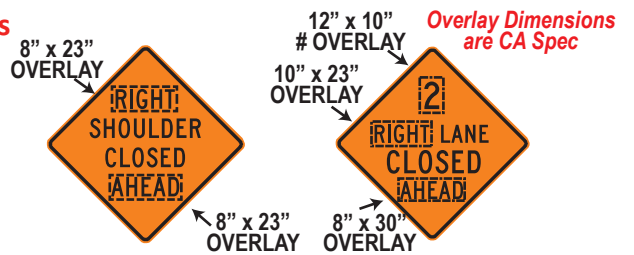
2 Line Signs



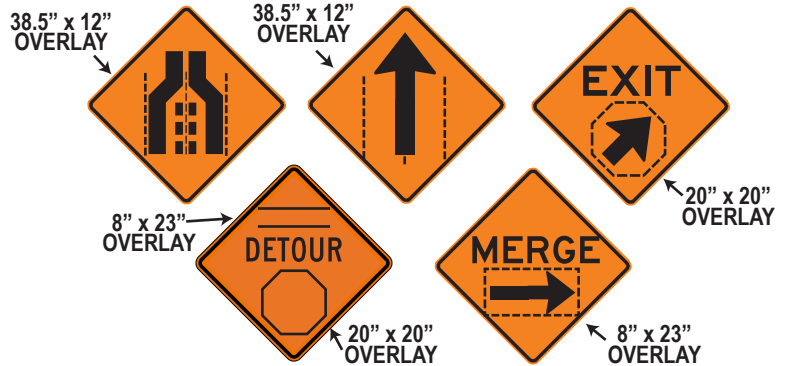
3 Line Signs



4 Line Signs






Shapes



- Hook & Loop attachment (Hook on the sign, Loop on the overlay)

Overlay Legends

CENTER CENTER	LEFT LEFT	RIGHT RIGHT	AHEAD AHEAD	___ FT XXXFT	___ MILE XXMI	___ MILES XXMIS	FWY FWY	TURN TURN	→ ARROW		
BLANK	BIKE BIKE	CLOSED CLOSED	 OCTAGON ARROW	 (Left or Right) Merge Overlay for W4-1 Arrow	 BAR	2 2	3 3	4 4	5 5	6 6	7 7
RAMP RAMP	ROAD ROAD										

Double Sided Overlays



100 Howard Ave.
Des Plaines, IL 60018
phone (800) 772-0355
Plasticade.com

