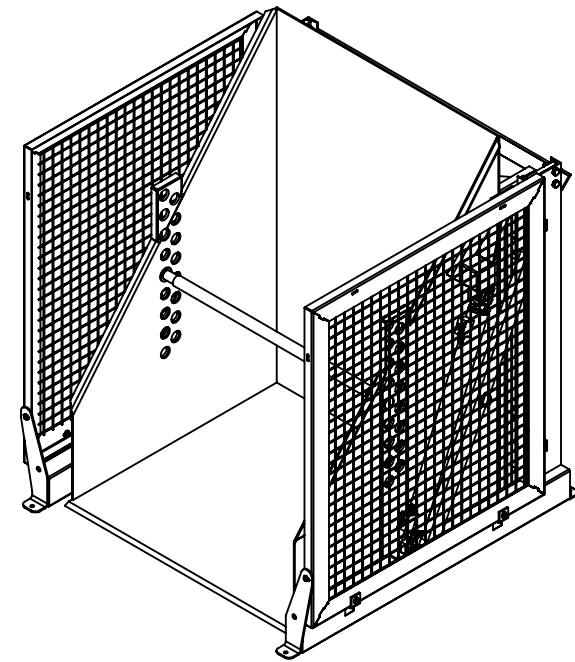
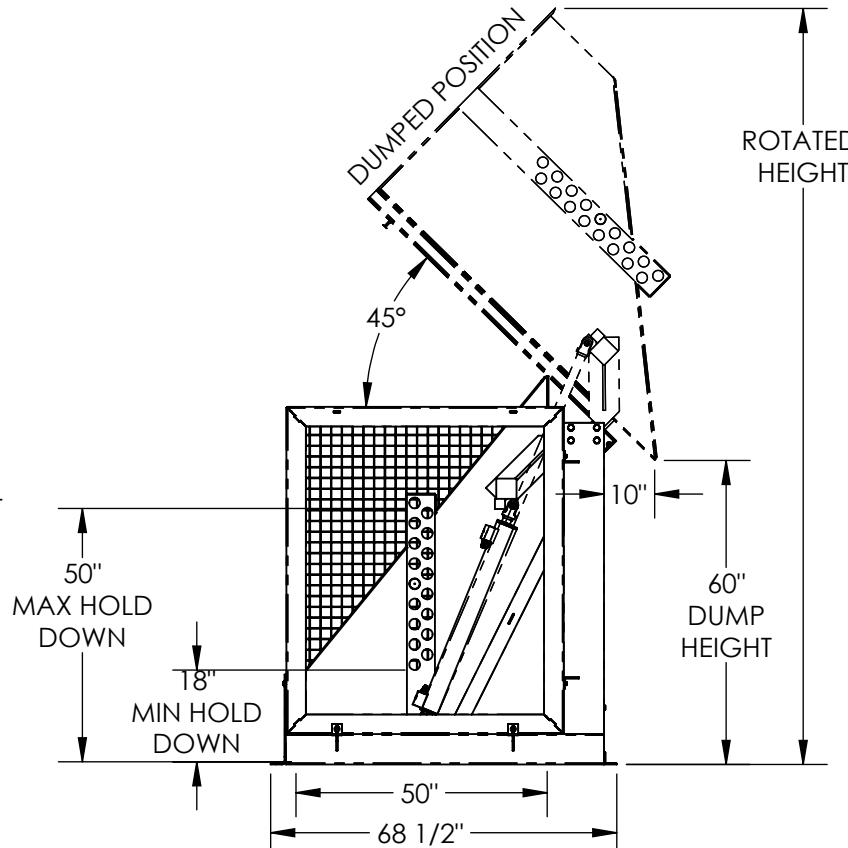
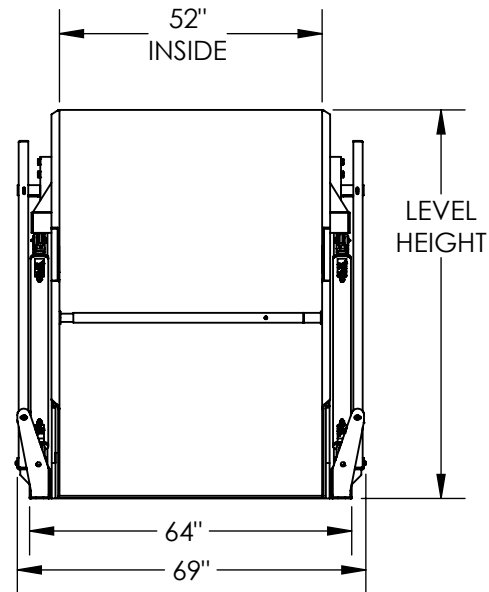


HYDRAULIC BOX DUMPER - HBD-6-60

APPROX WEIGHT: 2088.83 lbs.
DOES NOT INCLUDE WEIGHT OF POWER OR PACKAGING!!!

*** ANY ADDITIONS, DELETIONS, OR OMISSIONS MUST BE CORRECTED ON THIS DRAWING AS THIS DRAWING WILL BE CONSIDERED ALL INCLUSIVE ***

ALL GRAPHICS PROVIDED ARE FOR REFERENCE ONLY. IF CERTAIN DIMENSIONS ARE CRITICAL PLEASE VERIFY THOSE DIMENSIONS WITH YOUR SALESPERSON



DIMENSION TOLERANCE $\pm 1/4$ "

STANDARD FEATURES

HYDRAULIC BOX DUMPER
MODEL NUMBER IS HBD-6-60
CHUTE IS 52" W X 50" L (USABLE)
DUMPER CAPACITY IS 6000 LBS.
DUMP HEIGHT IS 60"
HOLD DOWN WILL ACCEPT BOXES
18" TO 50" HIGH W/ HOLES EVERY 2"
FRAME WIDTH IS 69"
FRAME LENGTH IS 68 1/2"
LEVEL HEIGHT IS 77"
ROTATED HEIGHT IS 149 1/2"
DUMP ANGLE IS 45°
CHROME PLATED CYLINDER WITH
EMERGENCY STOP VELOCITY FUSE
PAINT IS VESTIL ROYAL BLUE
WARNING: CHECK STATE AND LOCAL CODES!!

SPECIAL FEATURES

NONE

NOTE:
SINGLE PHASE EXCEEDS 5 MIN.
CYCLE TIME 460 VOLT 3 PHASE
RECOMMENDED CONTACT
FACTORY FOR SINGLE PH
APPLICATIONS

PLEASE CIRCLE SPECIFICATIONS:

POWER	<input checked="" type="checkbox"/> AC	* <input type="checkbox"/> DC	* <input type="checkbox"/> AIR/OIL
MOTOR VOLTAGE	<input type="checkbox"/> 115	<input type="checkbox"/> 208	<input checked="" type="checkbox"/> 230
DEDICATED CIRCUIT REQUIRED			
MOTOR PHASE	<input type="checkbox"/> SINGLE	<input checked="" type="checkbox"/> THREE	
CONTROL	<input checked="" type="checkbox"/> HAND	* <input type="checkbox"/> FOOT	
~ ALL BATTERY CHARGERS ARE 115V AC ~			
* BATTERY CHRG.	<input type="checkbox"/> REMOTE	<input type="checkbox"/> ON-BOARD	
* CHRG. INDICATOR	<input type="checkbox"/> YES	<input type="checkbox"/> NO	

* AVAILABLE AT ADDITIONAL COST

FOR INTERNAL USE ONLY PROJECT SIGN OFF	
SALES	
ENG.	
FAB.	
POWER	

APPROVAL

I, THE UNDERSIGNED, AGREE THAT THE PRODUCT AS REPRESENTED SATISFIES DESIGN AND DIMENSION REQUIREMENTS. I ALSO ACKNOWLEDGE MY DUTY TO CONFIRM PRODUCT AND INSTALLATION COMPLIANCE WITH ALL APPLICABLE FEDERAL, STATE AND LOCAL REGULATIONS AND STANDARDS.

ANY MODIFIED UNITS ARE NON-RETURNABLE

[] As drawn [] As marked

Signed: _____ Date: _____

Printed Name: _____

LEAD TIME WILL START UPON RECEIPT OF SIGNED APPROVAL DRAWING

DISTRIBUTOR'S NAME:		P.O.#
VESTIL MANUFACTURING		X
DRAWN BY: CA		W.O.#
DATE: 10/26/2011		X
REFERENCE: X	SCALE: 1:38	SALES: X
QUOTED LEAD TIME: X	QUOTE #	FILE NAME:
	X	34-007-012