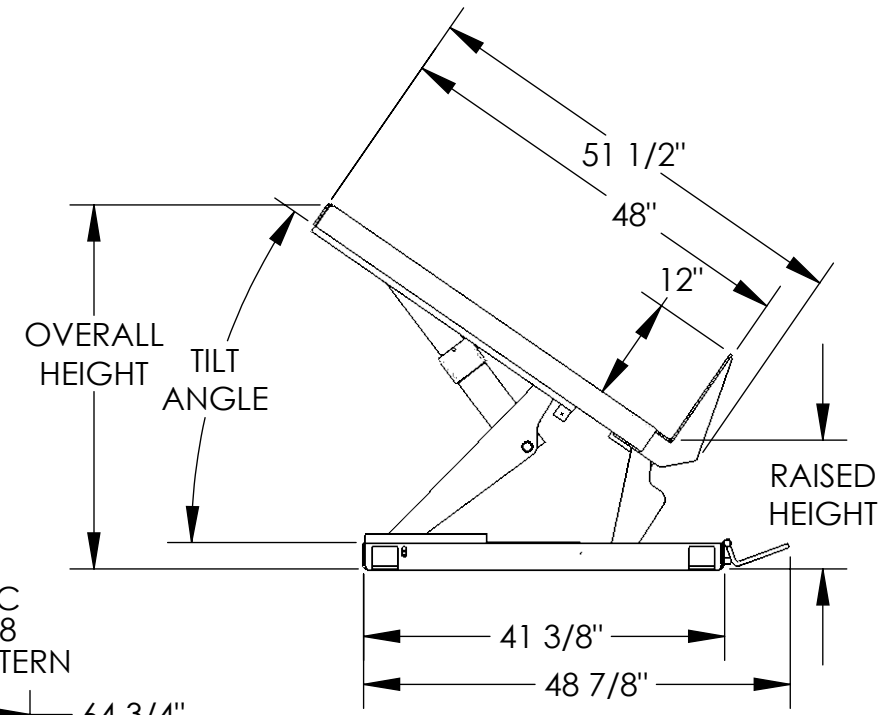
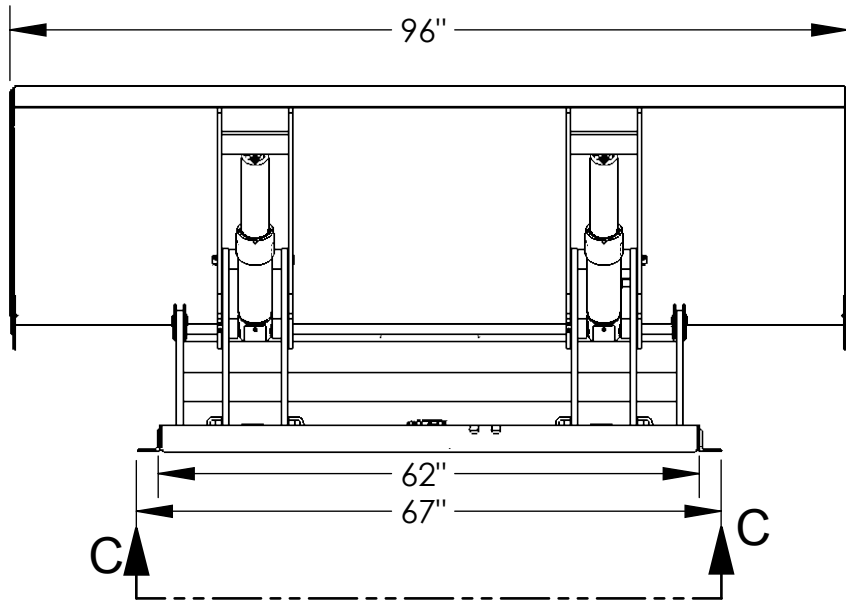


# SINGLE SCISSOR LIFT & TILT TABLE - UNI-9648-4

APPROX WEIGHT: 1143.23 lbs.  
DOES NOT INCLUDE WEIGHT OF POWER OR PACKAGING!!!

\*\*\* ANY ADDITIONS, DELETIONS, OR OMISSIONS MUST BE CORRECTED ON THIS DRAWING AS THIS DRAWING WILL BE CONSIDERED ALL INCLUSIVE \*\*\*

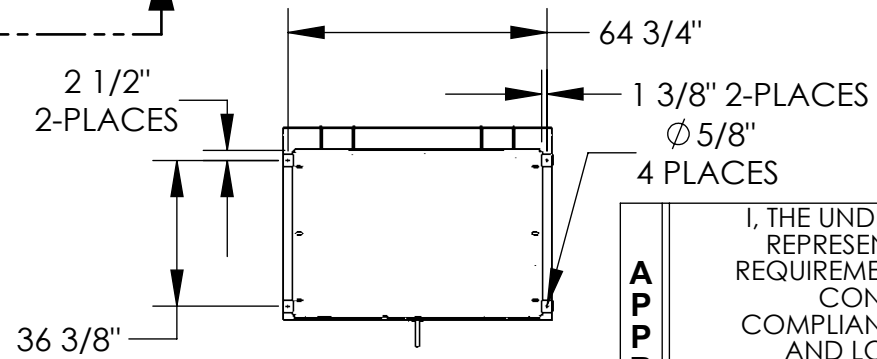
ALL GRAPHICS PROVIDED ARE FOR REFERENCE ONLY. IF CERTAIN DIMENSIONS ARE CRITICAL PLEASE VERIFY THOSE DIMENSIONS WITH YOUR SALESPERSON



SECTION C-C  
SCALE 1 : 48  
LAG HOLE PATTERN

FOR INTERNAL USE ONLY  
PROJECT SIGN OFF

SALES	
ENG.	
FAB.	
POWER	



DIMENSION TOLERANCE ± 1/4"

## STANDARD FEATURES

MODEL NUMBER IS: UNI-9648-4  
CAPACITY: 4,000 LBS. EVENLY DISTRIBUTED  
SEQUENCE 1: RAISED HEIGHT: 14 3/4",  
TILT ANGLE 35°, OVERALL HEIGHT: 42"  
SEQUENCE 2: RAISED HEIGHT 11 3/4",  
TILT ANGLE: 40°, OVERALL HEIGHT 42 1/4"  
LEVEL HEIGHT: 8"  
DECK SIZE: 96" W X 48" L WITH 12" LIP  
INTEGRAL MAINTENANCE LOCK  
ADJUSTABLE UPWARD TRAVEL LIMIT SWITCH  
UNIT MUST BE LAGGED TO THE FLOOR

## SPECIAL FEATURES

NONE

## PLEASE CIRCLE SPECIFICATIONS:

POWER	AC	* DC	* AIR/OIL
MOTOR VOLTAGE	115	208	230 460
DEDICATED CIRCUIT REQUIRED			
MOTOR PHASE	SINGLE	THREE	
CONTROL	HAND	* FOOT	
~ ALL BATTERY CHARGERS ARE 115V AC ~			
* BATTERY CHRG.	REMOTE	ON-BOARD	
* CHRG. INDICATOR	YES	NO	

\* AVAILABLE AT ADDITIONAL COST

**APPROVAL**

I, THE UNDERSIGNED, AGREE THAT THE PRODUCT AS REPRESENTED SATISFIES DESIGN AND DIMENSION REQUIREMENTS. I ALSO ACKNOWLEDGE MY DUTY TO CONFIRM PRODUCT AND INSTALLATION COMPLIANCE WITH ALL APPLICABLE FEDERAL, STATE AND LOCAL REGULATIONS AND STANDARDS.

**ANY MODIFIED UNITS ARE NON-RETURNABLE**

[ ] As drawn [ ] As marked

Signed: \_\_\_\_\_ Date: \_\_\_\_\_

Printed Name: \_\_\_\_\_

LEAD TIME WILL START UPON RECEIPT OF SIGNED APPROVAL DRAWING

DISTRIBUTOR'S NAME:		P.O.#
VESTIL MANUFACTURING		X
DRAWN BY: A. F.		W.O.#
DATE: 9/19/07		X
REFERENCE: X	SCALE: 1:22	SALES: X
QUOTED LEAD TIME: X	QUOTE # X	FILE NAME:
		03-007-059