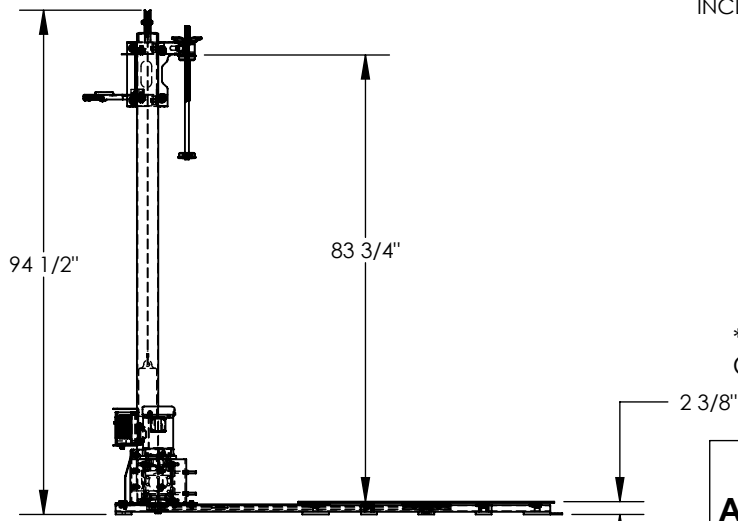
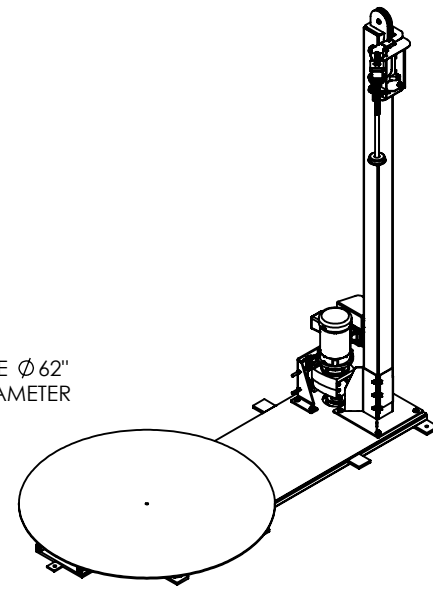
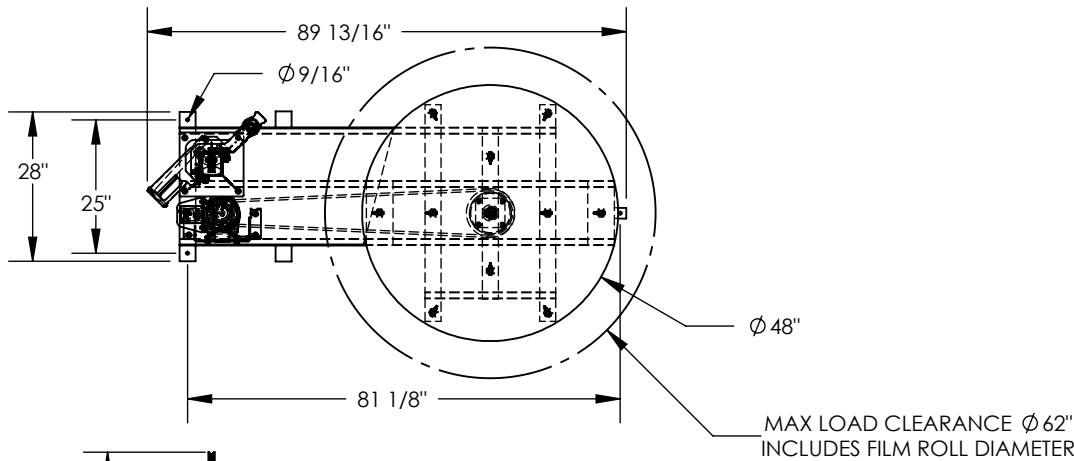


SEMI-AUTOMATIC STRETCH WRAP MACHINE - SWA-48

APPROX WEIGHT: 558.05 lbs.
 DOES NOT INCLUDE WEIGHT OF POWER OR PACKAGING!!!

*** ANY ADDITIONS, DELETIONS, OR OMISSIONS MUST BE CORRECTED ON THIS DRAWING AS THIS DRAWING WILL BE CONSIDERED ALL INCLUSIVE ***

ALL GRAPHICS PROVIDED ARE FOR REFERENCE ONLY. IF CERTAIN DIMENSIONS ARE CRITICAL PLEASE VERIFY THOSE DIMENSIONS WITH YOUR SALESPERSON



**THE USE OF A GFCI WILL REQUIRE THE USE OF A LINE-REACTOR
 CONSULT YOUR LOCAL ELECTRICAL SUPPLIER FOR DETAILS**

DIMENSION TOLERANCE $\pm 1/4$ "

STANDARD FEATURES

- MODEL NUMBER IS SWA-48
- CAPACITY IS 4000 LBS.
- TURN TABLE DIAMETER IS $\phi 48$ "
- OVERALL LENGTH IS $89 \frac{13}{16}$ "
- OVERALL HEIGHT IS $94 \frac{1}{2}$ "
- MAX WRAP HEIGHT IS $83 \frac{3}{4}$ "
- TURN TABLE DECK HEIGHT IS $2 \frac{3}{8}$ "
- POWER INPUT IS 115 V 1-PHASE
- BELT DRIVEN
- VARIABLE SPEED TURN TABLE (3-12 RPM)
- WITH SOFT START/STOP
- FOOT CONTROL FOR
- TURN TABLE ROTATION
- DECK IS TOUGH BAKED IN POWDER
- COATED YELLOW FINISH
- FRAME IS TOUGH BAKED IN POWDER
- COATED BLUE FINISH

SPECIAL FEATURES

NONE

A P P R O V A L	I, THE UNDERSIGNED, AGREE THAT THE PRODUCT AS REPRESENTED SATISFIES DESIGN AND DIMENSION REQUIREMENTS. I ALSO ACKNOWLEDGE MY DUTY TO CONFIRM PRODUCT AND INSTALLATION COMPLIANCE WITH ALL APPLICABLE FEDERAL, STATE AND LOCAL REGULATIONS AND STANDARDS.	
	ANY MODIFIED UNITS ARE NON-RETURNABLE	
	[] As drawn	[] As marked
	Signed: _____ Date: _____	
Printed Name: _____		
LEAD TIME WILL START UPON RECEIPT OF SIGNED APPROVAL DRAWING		

FOR INTERNAL USE ONLY PROJECT SIGN OFF	
SALES	
ENG.	
FAB.	
POWER	

DISTRIBUTOR'S NAME:		P.O.#
VESTIL MANUFACTURING		X
DRAWN BY: SJA		W.O.#
DATE: 2/24/2017		X
REFERENCE: X	SCALE: 1:36	SALES: X
QUOTED LEAD TIME: X	QUOTE #	FILE NAME:
	X	20-007-066