

# **HIGHLIGHT** *Handwrapper*

The patented Highlight Handwrapper is the economical solution to your load wrapping needs! Modern casting, machining and design principles have produced a handwrapper which works extremely smooth to wrap your palletized loads tightly and efficiently.

Expert attention to design and fabrication make the Highlight Handwrapper the best way to maximize savings, and overall the best way to apply film by hand.

***4 design features for precise tension control with maximum stretch and economy***




## HIGHLIGHTS

- » Wide cast flat zinc base adds strength but not weight, provides smooth film stretch, and resists tip over which can tear film
- » Comfort foam handle makes for easier wrapping and is press fit for lifetime use
- » Bottom core holder delivers smooth film stretch
- » Top tension control assembly keeps stretch constant and offers a range of adjustments

Place roll over steel shaft and onto bottom core holder so film feeds out in a clockwise direction. Screw in tension control assembly until top core holder comes in contact with film and initial resistance occurs. This is free-wheeling position.

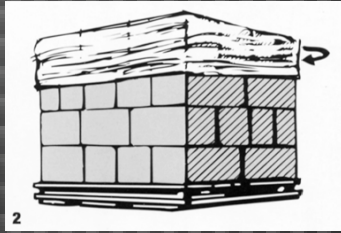
Hereafter, each 1/4 turn of the handle clockwise increases tensions and film stretch. After reaching desired stretch, assembly will remain in that position, giving you accurate and consistent wrapping

## Stretch Method 1: Spiraling




Tucking the lead wrap between the pallet and bottom box, start spiraling around the boxes in an upward direction, overlapping the film by 25%. Once reaching the top, stretch film about 4" over top corners for vertical hold-down; then start spiraling back down.

## Stretch Method 2: Top Banding



For lighter, more stable loads, simply wrap the top third, applying film where the layers come together. This increases the stability of the load and saves film. This method gives twice the security of using filament tape for top banding.

## Stretch Method 3: Roping



An excellent way to wrap for produce and other products that need circulation is to rope the pallet. Tie a knot in the film and secure under box on pallet. Unwrap one pallet-width of film using your free hand to loosely compress film into a rope. At edge of pallet use free hand to pull on rope and provide stretch. Tension rope off around corner of pallet and repeat procedure on next side. Roping may be run under bottom or over top corners of pallet for added vertical security.

## Cast Zinc Base

Zinc casting has an accuracy and flatness that cannot be matched by welded steel, and won't chip, dent or bend. It is surface ground flat, preventing uneven wrap and wasted film. Highlight's broad base resists tipping, minimizing cuts and tears. It's cast web design adds support to stress areas while removing excess metal, keeping the weight of the wrapper at only 3.5 lbs.




## Comfort Handle

The Highlight handle is bent at a 33° angle to make wrapping at the bottom of a pallet easier. It also allows a grip nearer the center of gravity for less operator fatigue. The handle is also covered with a slip, soil, and abrasion resistant grip. The handle is press fitted to the base so it stays in place, and a roll pin acts as a safety check to prevent vertical slipping.



## Bottom Core

The bottom core holder receives all the weight and pressure during wrapping, and must operate smoothly. The Highlight bottom core holder is zinc cast in a cavity/web design for strength and long life, while the o-ring secures it in place while changing film rolls.



## Tension Control Assembly

This entire assembly has been designed for precise operation. Once the core holder is engaged, there is 1.5 turns of knob adjustment between free roll and maximum stretch. Six quarter-turns give you a full, graduated measure of film stretch. It has the strength, control, and precision to wrap your loads securely and economically.



# WRAPS YOUR PALLETIZED LOADS SAFELY, SECURELY, AND AT A SAVINGS

- **Wraps your loads in half the time of banding or strapping**

Highlight Handwrappers are fast and consistent. A load which would take three or more minutes to strap or band can often be stretch wrapped in 1.5 minutes.

- **Self-tightening if contents try to work loose**

Odd sized or irregular shaped loads won't vibrate loose because each layer of stretch film bonds to the next for added strength.

- **Loads stay clean and dry**

A top to bottom wrap will keep your products free of dirt and moisture so they arrive with a much better appearance.

- **Doesn't damage your product**

Film has no sharp edges to cut workers, crush packages, or mar products.

- **Helps stop product theft**

The clarity of the film and tight bond makes it difficult to remove products undetected.

Contact: