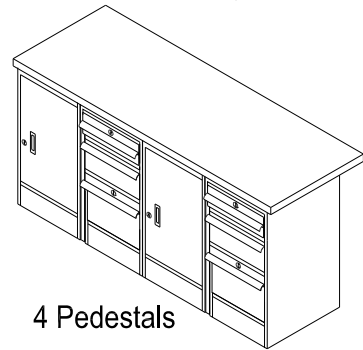
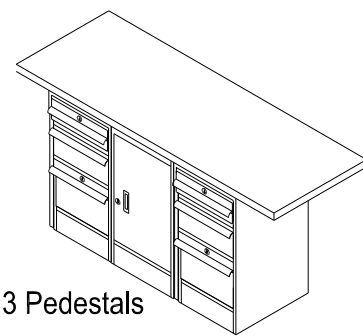
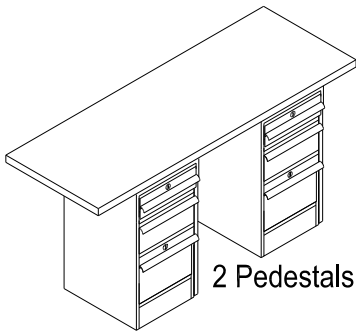



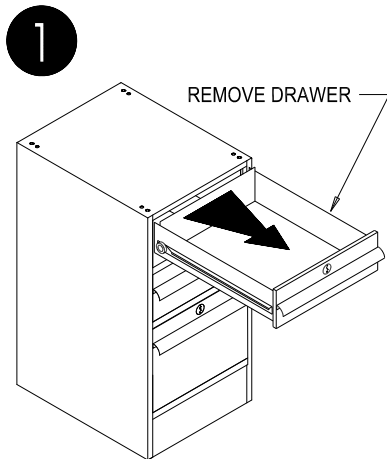
## PEDESTAL WORKBENCHES

### ASSEMBLY INSTRUCTION

Model 318866

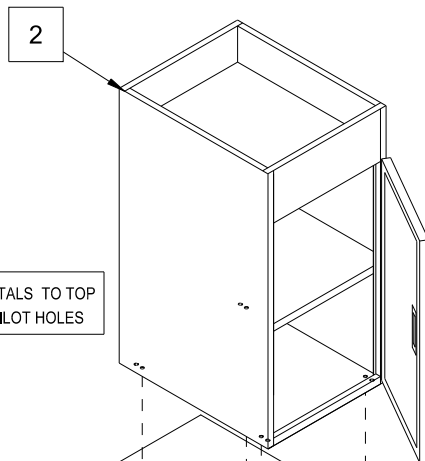


CONTENTS		
REF.	QTY.	DESCRIPTION
1	1	PEDESTAL DRAWER
2	1	PEDESTAL CABINET
3	1	TOP
H1	8	#14 Flange Hex Head Wood Screw 



#### NOTE:

SHOWN WITH (2) PEDESTALS



#### NOTE:

ALIGN PEDESTALS TO TOP  
AND MARK PILOT HOLES

