

UniFlow LE Fume Hoods

High efficiency, full duty fume hood in 36", 48", 60", 72" and 96" widths. UniFlow LE fume hoods are low flow constant volume for energy savings & maximum user protection. The aerodynamic face opening with airfoil provides uniform air flow through the fume chamber. The VaraFlow baffle system directs the air through the fume chamber to the bell shaped exhaust outlet with minimum turbulence. Fume hood is U.L.1805 classified.



UniFlow LE Fume Hood Cat. No. 35521

shown with optional epoxy resin worksurface, base cabinet and fixtures

UniFlow Superstructure non-metallic construction (**NO RUST**) for total chemical resistance, superior durability and long life. Interior fume chamber one piece glass smooth, all covered corners for ease of cleaning. Unitized construction reduces weight for ease of installation. 5 year warranty.

VaraFlow Baffle System Features slots for low flow and high performance. Maintains uniform air flow thru the baffle system to bell shaped exhaust collar outlet.

Access Panel removable to access ducting connections, plumbing & electrical services from a single point electrical box, 115V/60Hz AC operation. Energy efficient vapor proof T-5 light fixture with polished stainless steel reflectors, and light switch on left column, all factory installed.

27-1/2" Vertical Sash Height vertical moving sash for loading & unloading of fume hood. Sash is counterbalanced and connected with coated stainless steel cables, 3/16" tempered safety glass with chemical resistant non-metallic PVC framing track and aerodynamic ergonomic sash lift. Sash lift contoured for efficient air flow and ease of movement, standard equipment.

Sash Stop located at 1/2 open position to reduce air flow 50%, **Cat. No. 51651**




Full 32" Viewing Height for ease of access, unobstructed view of fume chamber, and working with tall apparatus and distillation grids.

Angled Picture Frame Opening the aerodynamic face opening with air foil provides uniform air flow into the fume chamber and thru the VaraFlow baffle system.


Air Flow Monitor continuously monitors face velocity air flow, Meets ANSI and OSHA requirements. Optional equipment, **Cat. No. 51403**



FUME HOOD ACCESSORIES

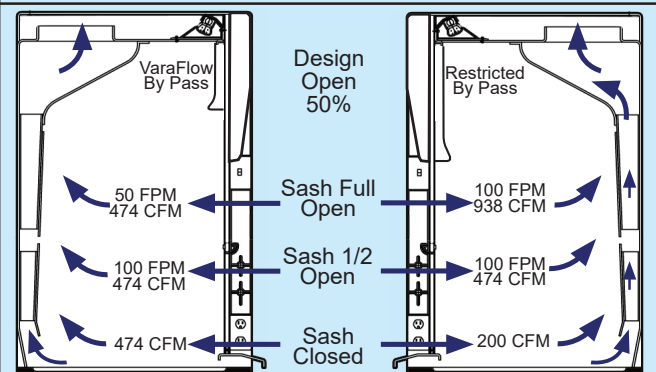


Fume Hood Worksurfaces
A complete line of worksurfaces, available in Epoxy Resin, Phenolic Resin, and Stainless steel.



Fume Hood Cabinets
Constructed of 18 gauge furniture grade steel, powder coated color silver gray. Base cabinets have a load capacity of 500 pounds per linear foot. Tested to be SEFA 8 Compliant.

60" CAV Fume Hood Vs 60" VAV Fume Hood




- The CAV with Constant Volume exhaust blower (474 CFM), maintains 100 FPM face velocity at 1/2 open design position.
- The VAV fume hood would need to be equipped with a variable volume exhaust system to maintain 100 FPM at any sash opening height.

UniFlow[®] LE Fume Hoods

UNIFLOW LE FUME HOOD DESCRIPTIONS	Fume Hood Width "A"				
	36" Cat.No.	48" Cat.No.	60" Cat.No.	72" Cat.No.	96" Cat.No.
1. UniFlow LE CAV Fume Hood: Air By-pass low flow, constant air volume hood. Dual wall unitized construction, all non-metallic corrosion and fire resistant composite fiberglass construction. Molded one piece fume chamber with white glass-smooth surface with all covered corners. Varaflow baffle system and bell shaped exhaust collar. Sash to be counterbalanced, 3/16" tempered safety glass with chemical resistant non-metallic PVC framing, track & aerodynamic sash lift. A sash stop is installed at the 1/2 open position. T-5 Fluorescent Light Fixture Vapor proof light fixture and control switch are wired to a single point junction box. 115V/60Hz, AC All electrical components are U.L. listed. Optional electrical services.	35321	35421	35521	35621	35821
2. UniFlow LE VAV Fume Hood: Same as #1 above except equipped with Variable Air Volume VAV restricted by-pass feature, in place of CAV by-pass feature. Ducting must be connected to optional VAV exhaust system & controls.	35322	35422	35522	35622	35822
3. UniFlow LE Fume Hood with Explosion-Proof Light: Same as #1 above except, equipped with explosion proof vapor tight light fixture. Class I, Div II, Group A B C & D. Class II Div II Group F & G 115V/60Hz, U.L. listed fixture is installed but not wired. Must be field wired to comply with codes. Optional electrical services.	35323	35423	35523	35623	35823
4. UniFlow LE Fume Hood in CE Configuration: Same as #1 above except equipped to comply with optional CE international electrical configuration. 220V/50Hz AC. Electrical services, exhaust blowers available.	35324	35424	35524	35624	35824

Width "A"	36"	48"	60"	72"	96"
Width "C"	25"	37"	49"	61"	85"
Diameter "D"	8"	10"	10"	12"	(2)10"

Fume Hood Face Velocity cfm 

The recommended face velocity for efficiency & safety should be 80-100 FPM. Lower face velocity may compromise user safety. Sash in full open position should be for setup of apparatus & maintenance service only. If opening is at 1/2 open at 100 FPM (feet per minute), face velocity at full open would be approximately 50 FPM.

Size Hood	36"	48"	60"	72"	96"
1/2 Open	241	385	474	592	800
Full Open	438	773	938	1162	1613
1/2 Open Static Pressure	.04	.06	.10	.13	.08

- U.L. 1805 Classification defines requirements specific to Laboratory Fume Hoods & Cabinets
- This Classification covers construction, materials, flammability and containment performance
- HEMCO's test facility is compliant to test Fume Hoods for U.L. 1805 Classification 