

UniFlow[®] CE Fume Hoods

Full duty fume hoods in space and energy saving sizes of 30", 36", 48", & 72" widths. UniFlow CE models are low flow constant volume fume hoods that require no VAV controls, no motorized baffles, no costly auxiliary air system and no special integral supply fans. These units can save 50% or more in costly exhaust volume typically required to operate a conventional fume hood. Fume hood is U.L.1805 classified.



48" UniFlow CE Fume Hood Cat. No. 14891
shown with optional base cabinet, worksurface and fixtures

UniFlow Superstructure non-metallic construction (**NO RUST**) for total chemical resistance, superior durability and long life. Interior fume chamber one piece glass smooth, all covered corners for ease of cleaning. Unitized construction reduces weight for ease of installation. 5 year warranty.

VaraFlow Baffle System Features vector flow slots for low flow and high performance. Maintains uniform air flow thru the baffle system to bell shaped exhaust collar outlet.

Access Panel removable to access ducting connections, plumbing & electrical services from a single point electrical box, 115V/60Hz AC operation. Energy efficient vapor proof light fixture with and light switch on left column, all factory installed.

23" Vertical Sash Height vertical moving sash for loading & unloading of fume hood. Sash is counterbalanced and connected with coated stainless steel cables, 3/16" tempered safety glass with chemical resistant non-metallic PVC framing track and aerodynamic ergonomic sash lift. Sash lift contoured for efficient air flow and ease of movement, standard equipment.



U.L.1805 Classification defines requirements specific to Laboratory Fume Hoods & Cabinets. This Classification covers construction, materials, flammability and containment performance. HEMCO's test facility is compliant to test Fume Hoods for U.L.1805 Classification.

Sash Stop located at 1/2 open position to reduce air flow 50%, **Cat. No. 51651**



Full 27" Viewing Height for ease of access, unobstructed view of fume chamber, and working with tall apparatus and distillation grids. Ergonomic sash lift contoured for efficient air flow and ease of movement, standard equipment.

Angled Picture Frame Opening the aerodynamic face opening with air foil provides uniform air flow into the fume chamber and thru the VaraFlow baffle system.


Plumbing Services fixtures are color coded to specific service.



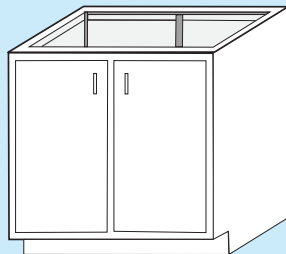
Air Flow Monitor

continuously monitors face velocity air flow, Meets ANSI and OSHA requirements. Optional equipment, **Cat. No. 51403**

FUME HOOD ACCESSORIES



Fume Hood Worksurfaces
A complete line of worksurfaces, available in Epoxy Resin, Phenolic Resin, and Stainless steel.




Fume Hood Cabinets
Constructed of 18 gauge furniture grade steel, powder coated color white. Base cabinets have a load capacity of 500 pounds per linear foot. Tested to be SEFA 8 Compliant.

UniFlow[®] CE Fume Hoods

| UNIFLOW CE FUME HOOD DESCRIPTIONS | Fume Hood Width "A" | | | |
|---|---------------------|----------------|----------------|----------------|
| | 30" Cat.No. | 36" Cat.No. | 48" Cat.No. | 72" Cat.No. |
| 1. UniFlow CE CAV Fume Hood with Vapor Proof Light: The unitized superstructure features a molded seamless fume chamber with all corners covered. Manufactured of flame retardant chemical resistant composite resin using a minimum of metallic parts. Viewing sash is constructed of 3/16" clear tempered safety glass with frame and track fabricated of chemical resistant PVC. Equipped with Varaflow baffle system to efficiently direct air through the fume chamber. Baffle is easily removed for cleaning. Vapor proof light fixture with column mounted light switch. All electrical services are U.L. & C.S.A listed and factory wired to a single point junction box. Hood is shipped completely assembled. This hood system requires a remotely located exhaust blower. Specify CAV or VAV. | 13091 | 13691 | 14891 | 17291 |
| 2. UniFlow CE Fume Hood with Vapor Proof Light and Built-In Exhaust Blower: Same as #1 above except equipped with built-in chemical resistant composite blower with polypropylene impeller wheel and column mounted control switch. Blower motor is 115V/60Hz, A.C. blower and switch are U.L. compliant and factory wired to junction box. Max 10' duct run. | 13092 | 13692 | 14892 | 17292 |
| 3. UniFlow CE Fume Hood with Explosion-Proof Light: Same as #1 above except, equipped with explosion proof light fixture. Class I, Div II Group A,B,C &D. Class II Div II Group F, & G, 115V/60Hz, U.L. listed fixture is installed but not wired. Must be field wired to comply with codes. Optional explosion proof switches, and exhaust blowers are available. This system requires a remotely located explosion proof exhaust blower. | 13093 | 13693 | 14893 | 17293 |
| 4. UniFlow CE Fume Hood with Explosion Proof Light & Built-In Exhaust Blower Same as #1 above except equipped with explosion-proof blower 115/230V 60Hz A.C. Class I Groups C & D, Class II Groups E F & G & explosion proof light Class I Div II Groups A B C & D, Class II Div II Groups F & G. Blower and light fixture installed but not wired. Must be field wired to comply with local codes. U.L. listed switches not included. Max 10' duct run. | 13094 | 13694 | 14894 | 17294 |
| 5. Phenolic Resin Worksurface: 1/4" dished, 1" thick, 24" wide, color black, factory installed | 13016 | 13616 | 14816 | 17216 |
| 6. Composite Resin Worksurface: dished interior to contain spillage, 1-1/4" thick, color gray | 13017 | 13617 | 14817 | 17217 |

| UniFlow CE Fume Hood Dimensions | | | | |
|---------------------------------|-------|-------|-------|-------|
| Width "A" | 30" | 36" | 48" | 72" |
| Width "C" | 23.5" | 28.5" | 40.5" | 64.5" |
| Diameter "D" | 4" | 6" | 8" | 10" |

Fume Hood Face Velocity 
 The recommended face velocity for efficiency & safety is 80-100 fpm. Lower face velocity may compromise user safety.

Sash in full open position should be for setup of apparatus & maintenance service only. If opening is at 1/2 open at 100 fpm (feet per minute), face velocity at full open would be approximately 50 fpm.

| Sash Management & Design | | | | |
|--------------------------|-----|-----|-----|-----|
| Size Hood | 30" | 36" | 48" | 72" |
| Full Open CFM | 378 | 460 | 654 | 960 |
| 1/2 Open CFM | 189 | 230 | 327 | 480 |
| 1/2 Open Static Pressure | .04 | .06 | .10 | .13 |

- U.L. 1805 Classification defines requirements specific to Laboratory Fume Hoods & Cabinets
- This Classification covers construction, materials, flammability and containment performance
- HEMCO's test facility is compliant to test Fume Hoods for U.L. 1805 Classification 