

HP Series Heat Exchanger Unit Heater

Ruffneck™ HP Heat Exchanger Unit Heaters are extra heavy duty (including heavy gauge steel construction) to meet the most demanding service and long life requirements for rugged industrial applications, such as space heating and liquid cooling. The HP Series heaters are suitable for a wide range of heating fluids including steam, hot water, glycol, oil, etc. Explosion-proof models suitable for hazardous locations are available on custom order.

Engineered for ease of maintenance, all parts are easily removed. All fasteners are plated capscrews; no sheet metal screws are used. Heat exchanger cores are of steel construction with tension wound, close fitting aluminium fins. They are resistant to corrosive agents (including hydrogen sulfide).

All units are equipped with a narrow-gap, epoxy coated fan guard. Choose from several optional UL listed and/or CSA approved motors with various voltages, phases and frequencies. All HP models have Canadian CRN approvals and are CSA certified for hazardous locations: Class I, Division 1 & 2, Groups c & d; Class II, Division 1 & 2, Groups E, F, & G; Class III, Division 1 & 2; Temperature Code T3B 329°F (165°C) - (on applicable models only).

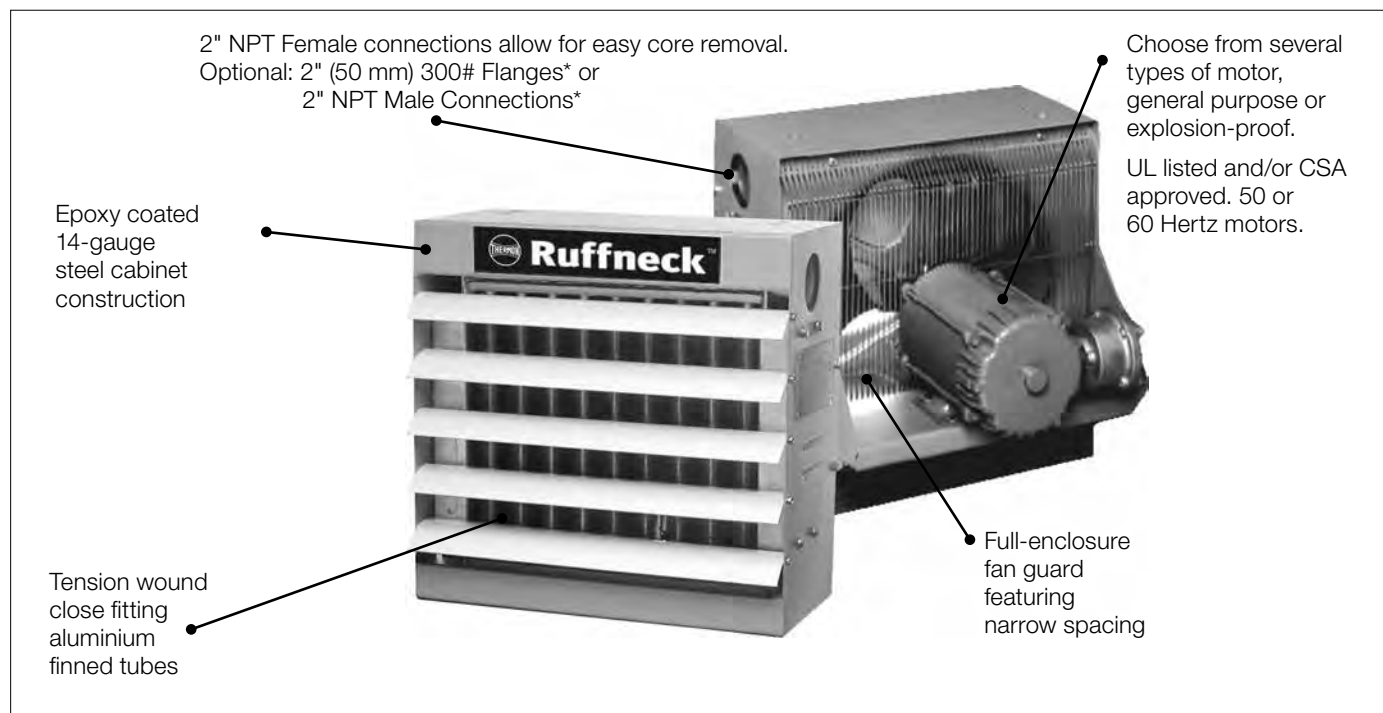
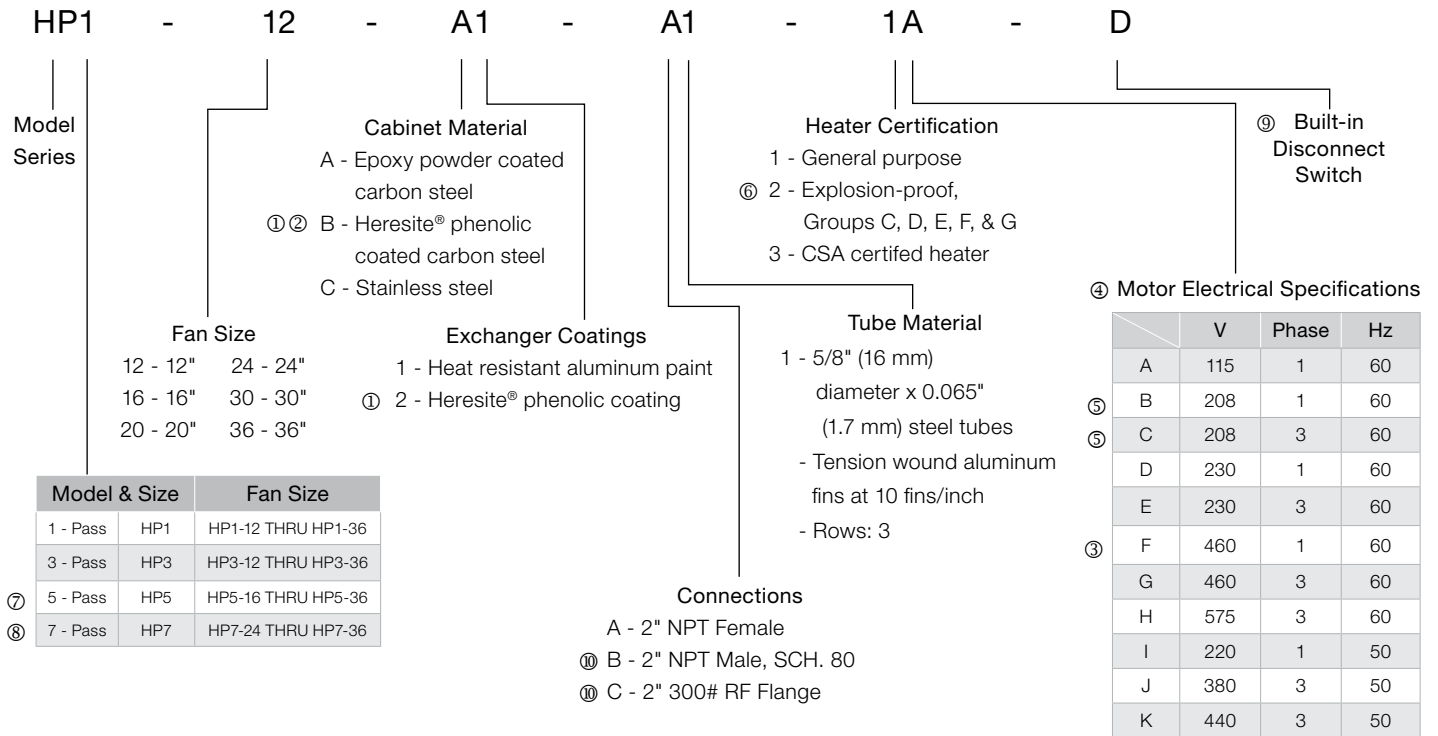


Figure 38

Note: Heresite® is a registered trademark of Heresite® Protective Coatings Inc.

Note: * 2" 300# Flanges and 2" NPT Male Connections increase difficulty in core removal.

Model Coding



NOTE:

Ruffneck™ utilizes Doerr/Emerson/Baldor as our standard motor. Specifying any other O.E.M. motor may result in longer lead times. All heat exchangers are registered to C.R.N. OH0224.2C.

They are approved for use in all provinces and territories in Canada.

- ① Heresite® coated exchangers and cabinets: contact factory for quote.
- ② Louvres and fan blades are also Heresite® coated.
- ③ Contact factory for shipping lead time.
- ④ Motor designed to be used at rated voltage with tolerances of ±15%.
- ⑤ Motor may be marked 230V, but is suitable for 208V operation.
- ⑥ 460 1 phase motors are only certified for groups D, F & G.
- ⑦ Only available in 16" and larger units.
- ⑧ Only available in 24" and larger units.
- ⑨ Built-in Disconnect only available with CSA certified heaters.
- ⑩ Not available on 36" units.

HP Single-Pass & Multi-Pass

The HP Series is designed for pressures up to 400 psi (on select models). These units have semicircular headers that can withstand high operating pressures for steam or liquid service. The HP series is available in single-pass and multi-pass configurations. Single-pass units are desirable for high flow rate liquid service requiring a low pressure drop or for steam applications. Multi-pass units are intended for liquid service only. They are baffled in the top and bottom headers such that the heat transfer liquid will flow through groups of tubes in series within the core. This causes the liquid to travel a longer distance at a higher velocity, thereby increasing the heat transfer rate due to increased turbulence. Units with the greatest number of tube-side passes will always have the highest heat output, but will also have the highest pressure drop. Depending on the application, an HP model in a one, three, five, or seven pass core configuration may be recommended.

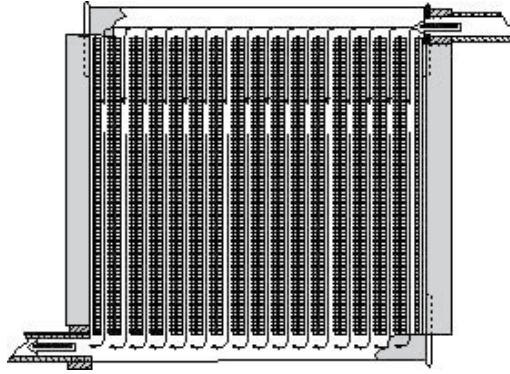


Figure 39

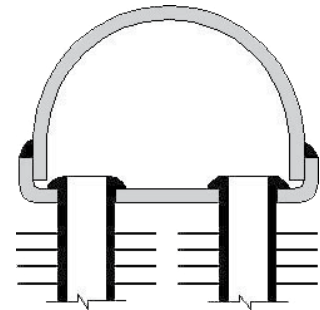


Figure 40 – HP Series heater shape

Single-Pass for HP Series

Typical single-pass heat exchanger configurations are available HP series units. Note that the fluid flow is divided among all tubes. This is best suited to steam and high flow rate liquid applications.

Multi-Pass for HP Series

Note that the flow is baffled into groups of tubes to increase fluid velocity and thermal efficiency. Suitable for liquid service only.

Optional Built-in Disconnect Available

The Ruffneck™ Disconnect Switch is engineered for use in the most demanding applications such as drilling rigs, utilidors and compression stations where high vibration, dirt, moisture, fluctuating power and high impact conditions exist. The Built-in Disconnect Switch is available on all Ruffneck™ HP heaters.

Table 40 – Performance Data for HP1-12

| Entering Steam Parameters | | | Entering Air Temperature °F | | | | | | | | | |
|---------------------------|-----|--|-----------------------------|-------------------------|-------------------------|-------------------------|-------------------------|-------------------------|-------------------------|-------------------------|------------------------|------------------------|
| psig | °F | | -10 | 0 | 10 | 20 | 30 | 40 | 50 | 60 | 70 | 80 |
| 2 | 219 | OUTPUT (MBH) COND. (lbs/hr) FAT (°F) | - | - | - | 57.3 57.9 67.4 | 54.1 54.6 75.7 | 50.8 51.4 83.8 | 47.7 48.2 91.9 | 44.6 45.0 100.0 | 41.5 41.9 107.9 | 38.4 38.8 115.8 |
| 10 | 239 | OUTPUT (MBH) COND. (lbs/hr) FAT (°F) | - | - | - | 63.7 65.3 72.7 | 60.4 61.8 81.0 | 57.1 58.5 89.3 | 53.8 55.2 97.4 | 50.6 51.9 105.5 | 47.5 48.7 113.5 | 44.4 45.5 121.4 |
| 20 | 259 | OUTPUT (MBH) COND. (lbs/hr) FAT (°F) | - | - | 73.6 76.3 69.7 | 70.1 72.7 78.1 | 66.7 69.2 86.5 | 63.3 65.7 94.7 | 60.0 62.3 102.9 | 56.8 58.9 111.0 | 53.6 55.5 119.1 | 50.4 52.3 127.1 |
| 40 | 287 | OUTPUT (MBH) COND. (lbs/hr) FAT (°F) | - | 86.3 91.4 68.7 | 82.7 87.5 77.2 | 79.1 83.8 85.7 | 75.6 80.0 94.1 | 72.2 76.4 102.5 | 68.8 72.8 110.7 | 65.4 69.2 118.9 | 62.2 65.7 127.0 | 58.9 62.3 135.1 |
| 60 | 307 | OUTPUT (MBH) COND. (lbs/hr) FAT (°F) | 96.7 104.2 65.4 | 92.9 100.1 74.0 | 89.3 96.1 82.7 | 85.6 92.2 91.2 | 82.1 88.3 99.7 | 78.6 84.5 108.0 | 75.1 80.8 116.3 | 71.7 77.1 124.6 | 68.3 73.5 132.7 | 65.0 69.9 140.8 |
| 80 | 324 | OUTPUT (MBH) COND. (lbs/hr) FAT (°F) | 102.4 111.8 69.9 | 98.6 107.6 78.6 | 94.9 103.5 87.3 | 91.2 99.4 95.9 | 87.5 95.5 104.4 | 84.0 91.6 112.8 | 80.5 87.7 121.2 | 77.0 83.9 129.4 | 73.6 80.2 137.6 | 70.2 76.5 145.8 |
| 100 | 338 | OUTPUT (MBH) COND. (lbs/hr) FAT (°F) | 107.1 118.3 73.6 | 103.3 114.1 82.4 | 99.5 109.8 91.1 | 95.7 105.7 99.7 | 92.1 101.6 108.3 | 88.5 97.6 1 16.8 | 84.9 93.7 125.1 | 81.4 89.8 133.5 | 77.9 86.0 141.7 | 74.5 82.2 149.9 |
| 150 | 366 | OUTPUT (MBH) COND. (lbs/hr) FAT (°F) | 116.6 132.2 81.2 | 112.6 127.7 90.1 | 108.8 123.3 98.8 | 104.9 118.9 107.5 | 101.2 114.6 116.2 | 97.5 110.4 124.7 | 93.8 106.3 133.2 | 90.3 102.2 141.6 | 86.7 98.2 149.9 | 83.3 94.2 158.1 |
| 200 | 387 | OUTPUT (MBH) COND. (lbs/hr) FAT (°F) | 123.7 143.3 86.9 | 119.7 138.6 95.8 | 115.8 134.0 104.7 | 111.9 129.5 113.4 | 108.0 125.0 122.1 | 104.3 120.7 130.7 | 100.6 116.3 139.2 | 96.9 112.1 147.7 | 93.3 107.9 156.0 | 89.8 103.8 164.3 |
| 250 | 406 | OUTPUT (MBH) COND. (lbs/hr) FAT (°F) | 130.2 154.1 92.1 | 126.1 149.2 101.0 | 122.1 144.4 109.9 | 118.1 139.7 118.8 | 114.3 135.1 127.5 | 110.4 130.5 136.2 | 106.7 126.0 144.7 | 103.0 121.6 153.2 | 99.3 117.3 161.7 | 95.8 113.0 170.0 |

For applications over 250 psi, please contact the factory. For 50 Hz power supply, derate output by 10%

Table 41 – Performance Data for HP1-16

| Entering Steam Parameters | | | Entering Air Temperature °F | | | | | | | | | |
|---------------------------|-----|--|-----------------------------|-------------------------|-------------------------|-------------------------|-------------------------|-------------------------|-------------------------|-------------------------|-------------------------|-------------------------|
| psig | °F | | -10 | 0 | 10 | 20 | 30 | 40 | 50 | 60 | 70 | 80 |
| 2 | 219 | OUTPUT (MBH) COND. (lbs/hr) FAT (°F) | - | - | - | 95.3 96.8 69.8 | 89.8 91.2 77.9 | 84.5 85.8 86.0 | 79.2 80.4 94.0 | 74.0 75.2 101.9 | 68.9 70.0 109.8 | 63.8 64.8 117.6 |
| 10 | 239 | OUTPUT (MBH) COND. (lbs/hr) FAT (°F) | - | - | 111.5 114.8 67.1 | 105.8 109.0 75.3 | 100.3 103.3 83.5 | 94.8 97.6 91.7 | 89.4 92.1 99.7 | 84.1 86.6 107.7 | 78.9 81.2 115.6 | 73.7 75.9 123.4 |
| 20 | 259 | OUTPUT (MBH) COND. (lbs/hr) FAT (°F) | - | - | 122.2 127.4 72.7 | 116.4 121.4 81.0 | 100.7 115.5 89.2 | 105.2 109.6 97.4 | 99.7 103.9 105.5 | 94.2 98.2 113.5 | 88.9 92.7 121.4 | 83.6 87.2 129.3 |
| 40 | 287 | OUTPUT (MBH) COND. (lbs/hr) FAT (°F) | - | 143.3 152.6 72.1 | 137.3 146.1 80.5 | 131.4 139.8 88.9 | 125.5 133.6 97.2 | 119.8 127.4 105.5 | 114.1 121.4 113.6 | 108.5 115.5 121.7 | 103.1 109.6 129.7 | 97.6 103.9 137.7 |
| 60 | 307 | OUTPUT (MBH) COND. (lbs/hr) FAT (°F) | 160.5 173.9 69.1 | 154.3 167.1 77.7 | 148.1 160.4 86.2 | 142.1 153.9 94.7 | 136.1 147.4 103.0 | 130.3 141.0 111.3 | 124.5 134.8 119.5 | 118.8 128.6 127.7 | 113.2 122.6 135.7 | 107.7 116.6 143.7 |
| 80 | 324 | OUTPUT (MBH) COND. (lbs/hr) FAT (°F) | 170.0 186.6 73.8 | 163.6 179.6 82.5 | 157.4 172.7 91.1 | 151.2 165.9 99.6 | 145.2 159.3 108.0 | 139.2 152.7 116.3 | 133.4 146.2 124.6 | 127.6 140.0 132.7 | 121.9 133.7 140.8 | 116.4 127.6 148.9 |
| 100 | 338 | OUTPUT (MBH) COND. (lbs/hr) FAT (°F) | 177.8 197.6 77.8 | 171.3 190.4 86.5 | 165.0 183.3 95.1 | 158.8 176.4 103.6 | 152.7 169.5 112.1 | 146.6 162.8 120.4 | 140.7 156.2 128.7 | 134.9 149.7 136.9 | 129.1 143.3 145.1 | 123.5 137.0 153.1 |
| 150 | 366 | OUTPUT (MBH) COND. (lbs/hr) FAT (°F) | 193.4 220.6 85.7 | 186.8 213.0 94.4 | 180.3 205.6 103.1 | 173.9 198.3 111.8 | 167.7 191.1 120.3 | 161.5 184.1 128.7 | 155.4 177.1 137.1 | 149.5 170.3 145.4 | 143.6 163.6 153.6 | 137.8 157.0 161.8 |
| 200 | 387 | OUTPUT (MBH) COND. (lbs/hr) FAT (°F) | 205.1 239.2 91.6 | 198.4 231.3 100.5 | 191.8 223.6 109.2 | 185.3 216.0 117.9 | 179.0 208.5 126.5 | 172.7 201.1 135.0 | 166.5 194.0 143.5 | 160.4 186.8 151.8 | 154.5 179.8 160.1 | 148.6 172.9 168.3 |
| 250 | 406 | OUTPUT (MBH) COND. (lbs/hr) FAT (°F) | 215.8 257.0 97.0 | 209.0 248.8 106.0 | 202.3 240.8 114.8 | 195.7 232.9 123.5 | 189.2 225.2 132.2 | 182.9 217.5 140.7 | 176.6 210.1 149.2 | 170.4 202.7 157.6 | 164.4 195.4 166.0 | 158.4 188.3 174.2 |

Above figures are based on calculations at sea level and are intended as reference material only. Results may vary due to customer applications.

Table 42 – Performance Data for HP1-20

| Entering Steam Parameters | | | Entering Air Temperature °F | | | | | | | | | |
|---------------------------|-----|----------------|-----------------------------|-------|-------|-------|-------|-------|-------|-------|-------|-------|
| psig | °F | | -10 | 0 | 10 | 20 | 30 | 40 | 50 | 60 | 70 | 80 |
| 2 | 219 | OUTPUT (MBH) | - | - | - | 161.1 | 151.9 | 142.9 | 134.0 | 125.2 | 116.5 | 108.0 |
| | | COND. (lbs/hr) | - | - | - | 164.4 | 155.0 | 145.8 | 136.7 | 127.8 | 119.0 | 110.2 |
| | | FAT (°F) | - | - | - | 68.3 | 76.5 | 84.6 | 92.7 | 100.7 | 108.6 | 116.5 |
| 10 | 239 | OUTPUT (MBH) | - | - | 188.4 | 178.9 | 169.5 | 160.3 | 151.2 | 142.2 | 133.4 | 124.7 |
| | | COND. (lbs/hr) | - | - | 195.2 | 185.3 | 175.6 | 166.0 | 156.6 | 147.3 | 138.1 | 129.7 |
| | | FAT (°F) | - | - | 65.4 | 73.7 | 82.0 | 90.1 | 98.3 | 106.3 | 114.3 | 122.2 |
| 20 | 259 | OUTPUT (MBH) | - | - | 206.6 | 196.9 | 187.3 | 177.9 | 168.6 | 159.4 | 150.4 | 141.5 |
| | | COND. (lbs/hr) | - | - | 216.7 | 206.4 | 196.4 | 186.5 | 176.7 | 167.1 | 157.7 | 148.3 |
| | | FAT (°F) | - | - | 70.8 | 79.2 | 87.5 | 95.7 | 103.9 | 112.0 | 120.0 | 128.0 |
| 40 | 287 | OUTPUT (MBH) | - | 242.3 | 232.2 | 222.2 | 212.3 | 202.6 | 193.0 | 183.7 | 174.4 | 165.3 |
| | | COND. (lbs/hr) | - | 259.4 | 248.5 | 237.8 | 227.2 | 216.8 | 206.6 | 196.5 | 186.6 | 176.8 |
| | | FAT (°F) | - | 69.9 | 78.5 | 86.9 | 95.3 | 103.6 | 111.8 | 120.0 | 128.0 | 136.0 |
| 60 | 307 | OUTPUT (MBH) | 271.4 | 260.9 | 250.5 | 240.3 | 230.3 | 220.4 | 210.7 | 201.1 | 191.6 | 182.3 |
| | | COND. (lbs/hr) | 295.7 | 284.2 | 272.9 | 261.7 | 250.8 | 240.0 | 229.4 | 218.9 | 208.6 | 198.5 |
| | | FAT (°F) | 66.7 | 75.4 | 84.0 | 92.5 | 100.9 | 109.3 | 117.5 | 125.7 | 133.9 | 141.9 |
| 80 | 324 | OUTPUT (MBH) | 287.4 | 276.7 | 266.1 | 255.8 | 245.6 | 235.6 | 225.7 | 216.0 | 206.4 | 196.9 |
| | | COND. (lbs/hr) | 317.4 | 305.5 | 293.8 | 282.3 | 271.1 | 260.0 | 249.0 | 238.3 | 227.7 | 217.3 |
| | | FAT (°F) | 71.4 | 80.1 | 88.7 | 97.3 | 105.7 | 114.1 | 122.4 | 130.7 | 138.9 | 146.9 |
| 100 | 338 | OUTPUT (MBH) | 300.6 | 289.7 | 279.1 | 268.6 | 258.2 | 248.1 | 238.1 | 228.2 | 218.5 | 209.0 |
| | | COND. (lbs/hr) | 336.0 | 323.9 | 311.9 | 300.1 | 288.6 | 277.2 | 266.0 | 255.0 | 244.1 | 233.4 |
| | | FAT (°F) | 75.2 | 83.9 | 92.6 | 101.2 | 109.7 | 118.1 | 126.5 | 134.8 | 143.0 | 151.1 |
| 150 | 366 | OUTPUT (MBH) | 327.0 | 315.9 | 305.0 | 294.2 | 283.6 | 273.2 | 263.0 | 252.9 | 243.0 | 233.2 |
| | | COND. (lbs/hr) | 375.4 | 362.6 | 350.0 | 337.6 | 325.4 | 313.5 | 301.7 | 290.1 | 278.7 | 267.4 |
| | | FAT (°F) | 82.9 | 91.7 | 100.5 | 109.1 | 117.7 | 126.2 | 134.7 | 143.0 | 151.3 | 159.5 |
| 200 | 387 | OUTPUT (MBH) | 346.9 | 335.6 | 324.5 | 313.5 | 302.8 | 292.2 | 281.8 | 271.5 | 261.4 | 251.5 |
| | | COND. (lbs/hr) | 407.1 | 398.7 | 380.6 | 367.7 | 355.0 | 342.6 | 330.3 | 318.3 | 306.4 | 294.7 |
| | | FAT (°F) | 88.7 | 97.6 | 106.4 | 115.1 | 123.8 | 132.3 | 140.8 | 149.3 | 157.6 | 165.8 |
| 250 | 406 | OUTPUT (MBH) | 365.0 | 353.4 | 342.1 | 331.1 | 320.1 | 309.4 | 298.8 | 288.4 | 278.1 | 268.0 |
| | | COND. (lbs/hr) | 437.5 | 423.6 | 410.0 | 396.6 | 383.5 | 370.6 | 357.9 | 345.3 | 333.0 | 320.9 |
| | | FAT (°F) | 93.9 | 102.9 | 111.8 | 120.6 | 129.3 | 137.9 | 146.5 | 154.9 | 163.3 | 171.6 |

For applications over 250 psi, please contact the factory. For 50 Hz power supply, derate output by 10%.

Table 43 – Performance Data for HP1-24

| Entering Steam Parameters | | | Entering Air Temperature °F | | | | | | | | | |
|---------------------------|-----|----------------|-----------------------------|-------|-------|-------|-------|-------|-------|-------|-------|-------|
| psig | °F | | -10 | 0 | 10 | 20 | 30 | 40 | 50 | 60 | 70 | 80 |
| 2 | 219 | OUTPUT (MBH) | 384.4 | 364.4 | 344.7 | 325.4 | 306.4 | 287.7 | 269.4 | 251.4 | 233.7 | 216.3 |
| | | COND. (lbs/hr) | 393.6 | 373.0 | 352.8 | 333.0 | 313.6 | 294.5 | 275.7 | 257.3 | 239.2 | 221.3 |
| | | FAT (°F) | 79.7 | 86.0 | 93.9 | 100.9 | 107.7 | 114.4 | 121.1 | 127.6 | 134.0 | 140.3 |
| 10 | 239 | OUTPUT (MBH) | 421.4 | 400.9 | 380.7 | 360.9 | 341.5 | 322.4 | 303.6 | 285.2 | 267.1 | 249.3 |
| | | COND. (lbs/hr) | 437.8 | 416.4 | 395.4 | 374.9 | 354.7 | 334.8 | 315.3 | 296.2 | 277.4 | 258.8 |
| | | FAT (°F) | 88.6 | 95.8 | 103.0 | 110.0 | 116.9 | 123.6 | 130.3 | 136.9 | 143.4 | 149.7 |
| 20 | 259 | OUTPUT (MBH) | 458.5 | 437.5 | 416.9 | 396.6 | 376.7 | 357.2 | 338.1 | 319.2 | 300.7 | 282.5 |
| | | COND. (lbs/hr) | 482.3 | 460.1 | 438.4 | 417.1 | 396.2 | 375.6 | 355.4 | 335.6 | 316.1 | 297.0 |
| | | FAT (°F) | 97.6 | 104.9 | 112.1 | 119.1 | 126.1 | 132.9 | 139.7 | 146.3 | 152.8 | 159.2 |
| 40 | 287 | OUTPUT (MBH) | 510.6 | 488.9 | 467.6 | 446.8 | 426.3 | 406.2 | 386.5 | 367.1 | 348.0 | 329.3 |
| | | COND. (lbs/hr) | 548.3 | 525.0 | 502.1 | 479.7 | 457.6 | 436.0 | 414.8 | 394.0 | 373.5 | 353.4 |
| | | FAT (°F) | 110.3 | 117.7 | 125.0 | 132.1 | 139.2 | 146.1 | 152.9 | 159.6 | 166.2 | 172.7 |
| 60 | 307 | OUTPUT (MBH) | 547.8 | 525.7 | 504.0 | 482.7 | 461.8 | 441.3 | 421.2 | 401.1 | 382.0 | 362.9 |
| | | COND. (lbs/hr) | 598.7 | 574.5 | 550.7 | 527.4 | 504.5 | 482.0 | 460.0 | 438.4 | 417.2 | 396.3 |
| | | FAT (°F) | 119.5 | 127.0 | 134.3 | 141.5 | 148.6 | 155.6 | 162.5 | 169.2 | 175.9 | 182.4 |
| 80 | 324 | OUTPUT (MBH) | 579.5 | 557.0 | 534.9 | 513.3 | 492.1 | 471.2 | 450.8 | 430.7 | 410.9 | 391.5 |
| | | COND. (lbs/hr) | 641.9 | 616.9 | 592.4 | 568.4 | 544.8 | 521.7 | 499.0 | 476.7 | 454.8 | 433.3 |
| | | FAT (°F) | 127.3 | 134.8 | 142.2 | 149.5 | 156.7 | 163.7 | 170.6 | 177.5 | 184.2 | 190.8 |
| 100 | 338 | OUTPUT (MBH) | 605.7 | 582.8 | 560.5 | 538.5 | 517.0 | 495.9 | 475.2 | 454.8 | 434.8 | 415.2 |
| | | COND. (lbs/hr) | 679.3 | 653.6 | 628.4 | 603.8 | 579.6 | 555.8 | 532.5 | 509.7 | 487.2 | 465.2 |
| | | FAT (°F) | 133.8 | 141.4 | 148.8 | 156.2 | 163.4 | 170.4 | 177.4 | 184.3 | 191.0 | 197.7 |
| 150 | 366 | OUTPUT (MBH) | 658.0 | 634.6 | 611.6 | 589.1 | 567.0 | 545.4 | 524.1 | 503.2 | 482.7 | 462.6 |
| | | COND. (lbs/hr) | 757.8 | 730.7 | 704.2 | 678.2 | 652.7 | 627.7 | 603.2 | 579.1 | 555.4 | 532.2 |
| | | FAT (°F) | 146.9 | 154.5 | 162.1 | 169.5 | 176.8 | 184.0 | 191.1 | 198.0 | 204.9 | 211.6 |
| 200 | 387 | OUTPUT (MBH) | 697.3 | 673.4 | 650.0 | 627.1 | 604.6 | 582.5 | 560.9 | 539.6 | 518.8 | 498.3 |
| | | COND. (lbs/hr) | 820.9 | 792.7 | 765.0 | 737.9 | 711.4 | 685.3 | 659.8 | 634.7 | 610.0 | 585.9 |
| | | FAT (°F) | 156.7 | 164.5 | 172.1 | 179.6 | 187.0 | 194.3 | 201.4 | 208.4 | 215.4 | 222.1 |
| 250 | 406 | OUTPUT (MBH) | 732.9 | 708.6 | 684.8 | 661.5 | 638.6 | 616.2 | 594.2 | 572.6 | 551.4 | 530.6 |
| | | COND. (lbs/hr) | 881.5 | 852.2 | 823.5 | 795.3 | 767.7 | 740.7 | 714.1 | 688.1 | 662.5 | 637.4 |
| | | FAT (°F) | 165.7 | 173.5 | 181.3 | 188.8 | 196.3 | 203.6 | 210.8 | 217.9 | 224.9 | 231.8 |

Above figures are based on calculations at sea level and are intended as reference material only. Results may vary due to customer applications.

Table 44 – Performance Data for HP1-30

| Entering Steam Parameters | | | Entering Air Temperature °F | | | | | | | | | |
|---------------------------|-----|----------------|-----------------------------|--------|--------|--------|--------|--------|--------|-------|-------|-------|
| psig | °F | | -10 | 0 | 10 | 20 | 30 | 40 | 50 | 60 | 70 | 80 |
| 2 | 219 | OUTPUT (MBH) | 559.5 | 530.0 | 501.1 | 472.7 | 444.9 | 417.6 | 390.8 | 364.5 | 338.6 | 331.2 |
| | | COND. (lbs/hr) | 573.7 | 543.4 | 513.7 | 484.6 | 456.1 | 428.1 | 400.6 | 373.6 | 347.1 | 321.0 |
| | | FAT (°F) | 87.7 | 94.6 | 101.3 | 107.9 | 114.4 | 120.8 | 127.1 | 133.3 | 139.4 | 145.4 |
| 10 | 239 | OUTPUT (MBH) | 612.7 | 582.5 | 552.9 | 523.8 | 495.4 | 467.4 | 440.0 | 413.1 | 386.7 | 360.7 |
| | | COND. (lbs/hr) | 637.5 | 606.0 | 575.2 | 544.9 | 515.3 | 486.2 | 457.7 | 429.7 | 402.1 | 375.1 |
| | | FAT (°F) | 97.4 | 104.3 | 111.1 | 117.8 | 124.3 | 130.8 | 137.1 | 143.3 | 149.5 | 155.5 |
| 20 | 259 | OUTPUT (MBH) | 666.0 | 635.1 | 604.8 | 575.1 | 546.0 | 517.4 | 489.4 | 461.9 | 434.9 | 408.4 |
| | | COND. (lbs/hr) | 701.7 | 669.1 | 637.1 | 605.8 | 575.1 | 545.0 | 515.4 | 486.4 | 458.0 | 430.0 |
| | | FAT (°F) | 107.1 | 114.1 | 120.9 | 127.7 | 134.3 | 140.8 | 147.2 | 153.5 | 159.6 | 165.7 |
| 40 | 287 | OUTPUT (MBH) | 740.7 | 708.9 | 677.7 | 647.1 | 617.1 | 587.7 | 558.8 | 530.5 | 502.7 | 474.5 |
| | | COND. (lbs/hr) | 796.8 | 762.5 | 728.9 | 695.9 | 663.6 | 631.9 | 600.9 | 570.4 | 540.5 | 511.1 |
| | | FAT (°F) | 120.8 | 127.9 | 134.8 | 141.7 | 148.4 | 155.0 | 161.4 | 167.8 | 174.1 | 180.2 |
| 60 | 307 | OUTPUT (MBH) | 794.2 | 761.7 | 729.8 | 698.6 | 668.0 | 638.0 | 608.6 | 579.7 | 551.4 | 523.6 |
| | | COND. (lbs/hr) | 869.5 | 833.8 | 798.8 | 764.6 | 731.1 | 698.2 | 665.9 | 634.4 | 603.2 | 572.8 |
| | | FAT (°F) | 130.7 | 137.9 | 144.9 | 151.8 | 158.5 | 165.2 | 171.7 | 178.2 | 184.5 | 190.7 |
| 80 | 324 | OUTPUT (MBH) | 839.6 | 806.6 | 774.2 | 742.4 | 711.3 | 680.8 | 650.9 | 621.6 | 592.8 | 564.5 |
| | | COND. (lbs/hr) | 931.7 | 894.9 | 858.9 | 823.6 | 789.0 | 755.1 | 721.9 | 689.3 | 657.3 | 625.9 |
| | | FAT (°F) | 139.2 | 146.4 | 153.5 | 160.4 | 167.2 | 173.9 | 180.5 | 187.0 | 193.4 | 199.6 |
| 100 | 338 | OUTPUT (MBH) | 877.1 | 843.6 | 810.7 | 778.6 | 747.0 | 716.1 | 685.8 | 656.1 | 627.0 | 598.3 |
| | | COND. (lbs/hr) | 985.5 | 947.7 | 910.7 | 874.5 | 839.0 | 804.2 | 770.1 | 736.7 | 703.9 | 671.7 |
| | | FAT (°F) | 146.2 | 153.4 | 160.6 | 167.6 | 174.4 | 181.2 | 187.8 | 194.4 | 200.8 | 207.0 |
| 150 | 366 | OUTPUT (MBH) | 952.0 | 917.6 | 883.9 | 850.9 | 818.6 | 786.9 | 755.8 | 725.3 | 695.4 | 666.1 |
| | | COND. (lbs/hr) | 1099.0 | 1059.0 | 1020.0 | 981.5 | 944.1 | 907.4 | 871.5 | 836.3 | 801.7 | 767.8 |
| | | FAT (°F) | 160.3 | 167.6 | 174.9 | 182.0 | 189.0 | 195.8 | 202.5 | 209.2 | 215.7 | 222.0 |
| 200 | 387 | OUTPUT (MBH) | 1008.0 | 973.2 | 938.9 | 905.2 | 872.3 | 840.0 | 808.4 | 777.3 | 746.9 | 717.0 |
| | | COND. (lbs/hr) | 1189.0 | 1148.0 | 1107.0 | 1067.0 | 1028.0 | 990.2 | 952.8 | 916.1 | 880.1 | 844.8 |
| | | FAT (°F) | 170.9 | 178.4 | 185.7 | 192.9 | 199.9 | 206.8 | 213.7 | 220.3 | 226.9 | 233.4 |
| 250 | 406 | OUTPUT (MBH) | 1059.0 | 1024.0 | 988.6 | 954.4 | 920.9 | 888.1 | 855.9 | 824.4 | 793.5 | 763.1 |
| | | COND. (lbs/hr) | 1277.0 | 1233.0 | 1191.0 | 1150.0 | 1109.0 | 1070.0 | 1031.0 | 992.7 | 955.3 | 918.7 |
| | | FAT (°F) | 180.6 | 188.1 | 195.5 | 202.8 | 209.9 | 216.9 | 223.8 | 230.5 | 237.2 | 243.7 |

Note: For applications over 250 psi, please contact the factory. For 50 Hz power supply, derate output by 10%.

Table 45 – Performance Data for HP1-36

| Entering Steam Parameters | | | Entering Air Temperature °F | | | | | | | | | |
|---------------------------|-----|----------------|-----------------------------|--------|--------|--------|--------|--------|--------|--------|--------|--------|
| psig | °F | | -10 | 0 | 10 | 20 | 30 | 40 | 50 | 60 | 70 | 80 |
| 2 | 219 | OUTPUT (MBH) | 935.4 | 886.2 | 837.9 | 790.6 | 744.2 | 698.6 | 653.8 | 609.9 | 566.7 | 524.2 |
| | | COND. (lbs/hr) | 961.3 | 910.7 | 861.1 | 812.4 | 764.7 | 717.8 | 671.8 | 626.6 | 582.2 | 538.6 |
| | | FAT (°F) | 85.4 | 92.3 | 99.2 | 105.9 | 112.5 | 119.0 | 125.4 | 131.6 | 137.8 | 143.9 |
| 10 | 239 | OUTPUT (MBH) | 1025.0 | 974.2 | 924.8 | 876.3 | 828.8 | 782.1 | 736.3 | 691.3 | 647.2 | 603.8 |
| | | COND. (lbs/hr) | 1069.0 | 1016.0 | 964.4 | 913.8 | 864.2 | 815.5 | 767.7 | 720.8 | 674.7 | 619.5 |
| | | FAT (°F) | 94.8 | 101.8 | 108.7 | 115.5 | 122.1 | 128.7 | 135.1 | 141.5 | 147.7 | 153.8 |
| 20 | 259 | OUTPUT (MBH) | 1114.0 | 1062.0 | 1012.0 | 962.3 | 913.6 | 866.0 | 819.1 | 773.2 | 728.0 | 683.7 |
| | | COND. (lbs/hr) | 1177.0 | 1122.0 | 1069.0 | 1018.0 | 964.7 | 914.3 | 864.9 | 816.3 | 768.6 | 721.8 |
| | | FAT (°F) | 104.3 | 111.4 | 118.3 | 125.2 | 131.9 | 138.5 | 145.0 | 151.4 | 157.6 | 163.8 |
| 40 | 287 | OUTPUT (MBH) | 1239.0 | 1186.0 | 1134.0 | 1083.0 | 1033.0 | 983.7 | 935.6 | 888.3 | 841.8 | 796.2 |
| | | COND. (lbs/hr) | 1337.0 | 1279.0 | 1223.0 | 1168.0 | 1114.0 | 1061.0 | 1009.0 | 957.5 | 907.4 | 858.2 |
| | | FAT (°F) | 117.7 | 124.9 | 131.9 | 138.9 | 145.7 | 152.4 | 158.9 | 165.4 | 171.8 | 178.0 |
| 60 | 307 | OUTPUT (MBH) | 1329.0 | 1275.0 | 1222.0 | 1169.0 | 1118.0 | 1068.0 | 1019.0 | 970.7 | 923.4 | 876.9 |
| | | COND. (lbs/hr) | 1459.0 | 1399.0 | 1341.0 | 1283.0 | 1227.0 | 1172.0 | 1118.0 | 1065.0 | 1013.0 | 961.9 |
| | | FAT (°F) | 127.4 | 134.6 | 141.7 | 148.7 | 155.6 | 162.4 | 169.0 | 175.5 | 181.9 | 188.2 |
| 80 | 324 | OUTPUT (MBH) | 1405.0 | 1350.0 | 1296.0 | 1243.0 | 1191.0 | 1140.0 | 1090.0 | 1041.0 | 992.8 | 945.6 |
| | | COND. (lbs/hr) | 1563.0 | 1502.0 | 1442.0 | 1382.0 | 1325.0 | 1268.0 | 1212.0 | 1158.0 | 1104.0 | 1051.0 |
| | | FAT (°F) | 135.7 | 143.0 | 150.1 | 157.2 | 164.1 | 170.9 | 177.6 | 184.2 | 190.7 | 197.0 |
| 100 | 338 | OUTPUT (MBH) | 1468.0 | 1412.0 | 1357.0 | 1303.0 | 1251.0 | 1199.0 | 1149.0 | 1099.0 | 1050.0 | 1002.0 |
| | | COND. (lbs/hr) | 1654.0 | 1591.0 | 1529.0 | 1468.0 | 1409.0 | 1350.0 | 1293.0 | 1237.0 | 1182.0 | 1128.0 |
| | | FAT (°F) | 142.5 | 149.9 | 157.1 | 164.2 | 171.2 | 178.0 | 184.7 | 191.4 | 197.9 | 204.3 |
| 150 | 366 | OUTPUT (MBH) | 1594.0 | 1536.0 | 1480.0 | 1425.0 | 1371.0 | 1318.0 | 1266.0 | 1215.0 | 1165.0 | 1116.0 |
| | | COND. (lbs/hr) | 1844.0 | 1777.0 | 1712.0 | 1648.0 | 1586.0 | 1524.0 | 1464.0 | 1405.0 | 1347.0 | 1290.0 |
| | | FAT (°F) | 156.3 | 163.7 | 171.1 | 178.3 | 185.3 | 192.3 | 199.1 | 205.8 | 212.5 | 218.9 |
| 200 | 387 | OUTPUT (MBH) | 1688.0 | 1629.0 | 1572.0 | 1516.0 | 1461.0 | 1407.0 | 1354.0 | 1302.0 | 1251.0 | 1201.0 |
| | | COND. (lbs/hr) | 1997.0 | 1927.0 | 1859.0 | 1793.0 | 1727.0 | 1664.0 | 1601.0 | 1539.0 | 1479.0 | 1420.0 |
| | | FAT (°F) | 166.7 | 174.2 | 181.6 | 188.9 | 196.1 | 203.1 | 210.0 | 216.8 | 223.5 | 230.0 |
| 250 | 406 | OUTPUT (MBH) | 1773.0 | 1714.0 | 1656.0 | 1598.0 | 1543.0 | 1488.0 | 1434.0 | 1381.0 | 1330.0 | 1279.0 |
| | | COND. (lbs/hr) | 2144.0 | 2071.0 | 2001.0 | 1932.0 | 1864.0 | 1797.0 | 1732.0 | 1668.0 | 1606.0 | 1544.0 |
| | | FAT (°F) | 176.2 | 183.8 | 191.3 | 198.6 | 205.8 | 212.9 | 219.9 | 226.8 | 233.5 | 240.1 |

Note: Above figures are based on calculations at sea level and are intended as reference material only. Results may vary due to customer applications.

Table 46 – HP Heat Exchanger Capacities - 50% Ethylene Glycol, 60°F (16°C) EAT

| Model | Change in Glycol Temp. | Entering Glycol Temperature | | | | | | | | | | | | | | | |
|---------|------------------------|-----------------------------|------------|--------------|-------------|--------------|------------|--------------|-------------|---------------|------------|--------------|-------------|---------------|------------|--------------|-------------|
| | | 180°F (82°C) | | | | 200°F (93°C) | | | | 220°F (104°C) | | | | 240°F (116°C) | | | |
| | | ΔT °F (°C) | Output MBH | Flow USGPM | FAT °F (°C) | PD psi | Output MBH | Flow USGPM | FAT °F (°C) | PD psi | Output MBH | Flow USGPM | FAT °F (°C) | PD psi | Output MBH | Flow USGPM | FAT °F (°C) |
| HP1-12* | 10 (5.6) | 8.09 | 1.61 | 66.8 (19.3) | 0.00 | 9.90 | 1.95 | 68.3 (20.2) | 0.00 | 11.77 | 2.29 | 69.9 (21.1) | 0.00 | 24.1 | 4.83 | 81.3 (27.4) | 0.01 |
| | 20 (11.1) | 5.96 | 0.57 | 64.9 (18.3) | 0.00 | 7.37 | 0.70 | 66.0 (18.9) | 0.00 | 8.82 | 0.83 | 67.2 (19.6) | 0.00 | 10.3 | 0.96 | 68.4 (20.2) | 0.00 |
| | 40 (22.2) | 4.11 | 0.19 | 63.1 (17.3) | 0.00 | 5.19 | 0.023 | 64.0 (17.8) | 0.00 | 6.30 | 0.28 | 64.8 (18.2) | 0.00 | 7.45 | 0.33 | 65.7 (18.7) | 0.00 |
| HP3-12 | 10 (5.6) | 23.0 | 4.88 | 80.8 (27.1) | 0.36 | 31.3 | 6.57 | 88.4 (31.3) | 0.64 | 38.2 | 7.94 | 94.8 (34.9) | 0.92 | 45.2 | 9.28 | 101.1 (38.4) | 1.25 |
| | 20 (11.1) | 8.82 | 1.11 | 65.9 (18.8) | 0.01 | 14.9 | 1.52 | 73.0 (22.8) | 0.04 | 24.8 | 2.54 | 82.0 (27.8) | 0.10 | 34.9 | 3.56 | 91.4 (33.0) | 0.20 |
| | 40 (22.2) | 6.13 | 0.30 | 65.0 (18.3) | 0.00 | 7.73 | 0.37 | 66.3 (19.1) | 0.00 | 9.40 | 0.45 | 67.7 (19.9) | 0.00 | 11.1 | 0.53 | 69.2 (20.7) | 0.01 |
| HP1-16* | 10 (5.6) | 15.0 | 3.07 | 68.2 (20.1) | 0.00 | 17.9 | 3.64 | 69.7 (20.9) | 0.01 | 39.1 | 8.07 | 82.0 (27.8) | 0.02 | 53.3 | 10.9 | 90.3 (32.4) | 0.04 |
| | 20 (11.1) | 11.1 | 1.11 | 65.9 (18.8) | 0.00 | 13.7 | 1.35 | 67.3 (19.6) | 0.00 | 16.3 | 1.60 | 68.7 (20.4) | 0.00 | 19.1 | 1.85 | 70.2 (21.2) | 0.00 |
| | 40 (22.2) | 7.54 | 0.36 | 63.8 (17.7) | 0.00 | 9.52 | 0.46 | 64.9 (18.3) | 0.00 | 11.6 | 0.55 | 65.9 (18.8) | 0.00 | 13.7 | 0.64 | 67.0 (19.4) | 0.00 |
| HP3-16 | 10 (5.6) | 44.5 | 9.52 | 85.5 (29.7) | 0.83 | 55.9 | 11.8 | 92.1 (33.4) | 1.25 | 67.2 | 14.1 | 98.7 (37.1) | 1.75 | 78.5 | 16.3 | 105.3 (40.7) | 2.32 |
| | 20 (11.1) | 20.9 | 2.19 | 71.6 (22.2) | 0.05 | 36.9 | 3.88 | 80.9 (27.2) | 0.15 | 52.7 | 5.50 | 90.0 (32.2) | 0.29 | 64.3 | 6.64 | 96.8 (36.0) | 0.41 |
| | 40 (22.2) | 11.3 | 0.57 | 66.0 (18.9) | 0.01 | 14.3 | 0.72 | 67.6 (19.8) | 0.01 | 17.4 | 0.86 | 69.3 (20.7) | 0.01 | 20.4 | 0.99 | 70.9 (21.6) | 0.01 |
| HP5-16 | 10 (5.6) | 50.2 | 10.8 | 88.8 (31.6) | 4.70 | 61.4 | 13.0 | 95.3 (35.2) | 6.79 | 72.5 | 15.2 | 101.9 (38.8) | 9.19 | 83.7 | 17.3 | 108.4 (42.4) | 11.9 |
| | 20 (11.1) | 36.9 | 3.95 | 81.0 (27.2) | 0.68 | 50.4 | 5.34 | 83.8 (31.6) | 1.21 | 61.9 | 6.48 | 95.5 (35.3) | 1.75 | 73.3 | 7.59 | 102.1 (38.9) | 2.38 |
| | 40 (22.2) | 13.5 | 0.69 | 67.3 (19.6) | 0.03 | 18.7 | 0.95 | 70.2 (21.2) | 0.05 | 37.3 | 1.93 | 80.9 (27.2) | 0.17 | 51.0 | 2.63 | 88.9 (31.6) | 0.31 |
| HP1-20* | 10 (5.6) | 31.0 | 6.52 | 69.9 (21.1) | 0.01 | 61.3 | 12.9 | 80.0 (26.7) | 0.04 | 84.4 | 17.7 | 87.6 (30.9) | 0.08 | 109.2 | 22.6 | 95.9 (35.5) | 0.13 |
| | 20 (11.1) | 19.9 | 2.05 | 66.2 (19.0) | 0.00 | 24.6 | 2.51 | 67.7 (19.8) | 0.00 | 29.4 | 2.97 | 69.2 (20.7) | 0.00 | 34.4 | 3.42 | 70.2 (21.6) | 0.00 |
| | 40 (22.2) | 12.6 | 0.63 | 63.8 (17.7) | 0.00 | 17.0 | 0.85 | 65.2 (18.4) | 0.00 | 20.7 | 1.02 | 66.3 (19.1) | 0.00 | 24.5 | 1.20 | 67.5 (19.7) | 0.00 |
| HP3-20 | 10 (5.6) | 81.3 | 17.5 | 86.8 (30.4) | 1.91 | 100.5 | 21.4 | 93.2 (34.0) | 2.81 | 119.6 | 25.2 | 99.6 (37.6) | 3.83 | 138.7 | 28.9 | 106.0 (41.0) | 4.99 |
| | 20 (11.1) | 53.4 | 5.73 | 77.4 (25.2) | 0.23 | 78.9 | 8.40 | 85.9 (29.9) | 0.47 | 98.6 | 10.4 | 92.4 (33.6) | 0.69 | 118.1 | 12.3 | 99.0 (37.2) | 0.96 |
| | 40 (22.2) | 20.3 | 1.06 | 66.4 (19.1) | 0.01 | 25.6 | 1.32 | 68.0 (20.0) | 0.02 | 42.9 | 2.22 | 73.7 (23.2) | 0.04 | 71.5 | 3.70 | 83.2 (28.4) | 0.10 |
| HP5-20 | 10 (5.6) | 89.1 | 19.2 | 89.4 (31.9) | 10.3 | — | — | — | — | — | — | — | — | — | — | — | — |
| | 20 (11.1) | 72.7 | 7.84 | 83.9 (28.8) | 1.82 | 92.0 | 9.8 | 90.3 (32.4) | 2.79 | 111.3 | 11.7 | 96.7 (35.9) | 3.92 | 130.5 | 13.6 | 103.2 (39.6) | 5.21 |
| | 40 (22.2) | 23.7 | 1.25 | 67.5 (19.7) | 0.06 | 55.5 | 2.95 | 78.0 (25.6) | 0.29 | 82.3 | 4.35 | 87.0 (30.6) | 0.59 | 102.2 | 5.34 | 93.6 (34.2) | 0.86 |
| HP1-24* | 10 (5.6) | 96.9 | 20.8 | 85.9 (29.9) | 0.04 | 144.2 | 30.7 | 98.9 (37.2) | 0.08 | 193.7 | 40.8 | 112.6 (44.8) | 0.13 | 232.4 | 48.4 | 123.4 (50.8) | 0.18 |
| | 20 (11.1) | 45.4 | 4.78 | 71.8 (22.1) | 0.00 | 56.1 | 5.83 | 74.6 (23.7) | 0.00 | 67.1 | 6.89 | 77.5 (25.3) | 0.01 | 133.3 | 13.8 | 95.6 (35.3) | 0.02 |
| | 40 (22.2) | 27.0 | 1.39 | 66.8 (19.3) | 0.00 | 38.9 | 2.00 | 69.9 (21.1) | 0.00 | 47.4 | 2.40 | 72.1 (22.3) | 0.00 | 56.1 | 2.82 | 74.4 (23.6) | 0.00 |
| HP3-24 | 10 (5.6) | 168.6 | 36.5 | 105.9 (41.1) | 2.65 | 206.5 | 44.1 | 116.3 (46.8) | 3.79 | 243.5 | 51.5 | 126.7 (52.6) | 5.08 | 280.6 | 58.6 | 137.1 (58.4) | 6.55 |
| | 20 (11.1) | 122.9 | 13.3 | 93.1 (33.9) | 0.39 | 169.2 | 18.1 | 105.9 (41.1) | 0.69 | 207.6 | 22.2 | 116.5 (46.9) | 0.99 | 245.7 | 25.7 | 127.2 (52.9) | 1.33 |
| | 40 (22.2) | 46.1 | 2.44 | 72.0 (22.2) | 0.02 | 58.1 | 3.04 | 75.2 (24.0) | 0.03 | 121.4 | 6.39 | 92.5 (33.6) | 0.10 | 168.8 | 8.82 | 105.5 (40.8) | 0.18 |
| HP5-24 | 10 (5.6) | 181.5 | 39.3 | 109.5 (43.1) | 13.6 | — | — | — | — | — | — | — | — | — | — | — | — |
| | 20 (11.1) | 152.9 | 16.6 | 101.5 (38.6) | 2.60 | 190.8 | 20.4 | 112.0 (44.4) | 3.85 | 228.5 | 24.2 | 122.4 (50.2) | 5.30 | 265.9 | 27.8 | 132.9 (56.1) | 6.93 |
| | 40 (22.2) | 81.8 | 4.41 | 81.8 (27.7) | 0.22 | 129.3 | 6.93 | 94.8 (34.9) | 0.50 | 177.5 | 9.42 | 108.1 (42.3) | 0.88 | 216.3 | 11.35 | 118.9 (48.3) | 1.24 |
| HP7-24 | 10 (5.6) | — | — | — | — | — | — | — | — | — | — | — | — | — | — | — | — |
| | 20 (11.1) | 163.5 | 17.7 | 104.4 (40.2) | 7.89 | 201.1 | 21.5 | 114.8 (46.0) | 11.4 | — | — | — | — | — | — | — | — |
| | 40 (22.2) | 110.2 | 5.97 | 89.3 (31.8) | 1.00 | 156.3 | 8.40 | 102.3 (39.1) | 1.88 | 194.8 | 10.4 | 113.0 (45.0) | 2.78 | 233.0 | 12.2 | 123.6 (50.9) | 3.82 |
| HP1-30* | 10 (5.6) | 178.0 | 38.4 | 95.9 (35.5) | 0.09 | 247.9 | 53.0 | 110.3 (43.5) | 0.16 | 302.7 | 64.0 | 121.7 (49.8) | 0.23 | 357.2 | 74.6 | 133.1 (56.2) | 0.30 |
| | 20 (11.1) | 77.6 | 8.26 | 75.3 (24.1) | 0.01 | 95.7 | 10.1 | 78.8 (26.0) | 0.01 | 183.5 | 19.3 | 96.8 (36.0) | 0.03 | 253.4 | 26.4 | 111.2 (44.0) | 0.04 |
| | 40 (22.2) | 42.5 | 2.22 | 68.1 (20.1) | 0.00 | 61.2 | 3.18 | 71.8 (22.1) | 0.00 | 81.9 | 4.23 | 75.9 (24.4) | 0.00 | 96.9 | 4.95 | 78.9 (26.1) | 0.00 |
| HP3-30 | 10 (5.6) | 252.7 | 54.8 | 110.4 (43.6) | 4.19 | 305.7 | 65.5 | 122.5 (50.3) | 5.85 | 358.5 | 75.9 | 133.5 (56.4) | 7.73 | 411.1 | 86.0 | 144.6 (62.6) | 9.83 |
| | 20 (11.1) | 207.0 | 22.5 | 101.9 (38.8) | 0.77 | 261.5 | 28.1 | 113.2 (45.1) | 1.16 | 315.6 | 33.5 | 124.4 (51.3) | 1.61 | 369.4 | 38.7 | 135.7 (57.6) | 2.12 |
| | 40 (22.2) | 78.0 | 4.17 | 75.3 (24.1) | 0.04 | 151.5 | 8.10 | 90.3 (32.4) | 0.12 | 219.3 | 11.6 | 104.2 (40.1) | 0.22 | 290.7 | 15.3 | 119.0 (48.3) | 0.37 |
| HP5-30 | 10 (5.6) | — | — | — | — | — | — | — | — | — | — | — | — | — | — | — | — |
| | 20 (11.1) | 232.3 | 25.2 | 107.2 (41.8) | 4.23 | 285.8 | 30.7 | 118.3 (47.9) | 6.08 | 339.0 | 36.0 | 129.4 (54.1) | 8.19 | 392.0 | 41.1 | 140.5 (50.3) | 10.6 |
| | 40 (22.2) | 151.9 | 8.25 | 90.5 (32.5) | 0.52 | 220.9 | 11.9 | 104.7 (40.4) | 1.01 | 276.1 | 14.7 | 116.1 (46.7) | 1.49 | 330.7 | 17.4 | 127.5 (53.1) | 2.04 |
| HP7-30 | 10 (5.6) | — | — | — | — | — | — | — | — | — | — | — | — | — | — | — | — |
| | 20 (11.1) | 244.1 | 26.5 | 109.6 (43.1) | 12.4 | — | — | — | — | — | — | — | — | — | — | — | — |
| | 40 (22.2) | 186.3 | 10.2 | 97.6 (36.4) | 2.00 | 241.0 | 13.0 | 108.9 (42.7) | 3.16 | 295.5 | 15.7 | 120.2 (49.0) | 4.52 | 349.5 | 18.4 | 131.5 (55.3) | 6.05 |
| HP1-36* | 10 (5.6) | 354.9 | 77.0 | 102.0 (38.9) | .024 | 446.6 | 95.8 | 113.1 (45.1) | 0.36 | 537.7 | 114.0 | 124.2 (51.2) | 0.49 | 628.2 | 131.7 | 135.3 (57.4) | 0.64 |
| | 20 (11.1) | 139.0 | 4.9 | 76.1 (24.5) | 0.01 | 275.3 | 29.5 | 92.3 (33.5) | 0.04 | 388.9 | 41.2 | 106.0 (41.1) | 0.08 | 511.0 | 53.6 | 20.8 (49.3) | 0.12 |
| | 40 (22.2) | 69.6 | 3.7 | 67.9 (19.9) | 0.00 | 101.5 | 5.3 | 71.6 (22.2) | 0.00 | 147.0 | 7.7 | 76.9 (24.9) | 0.00 | 174.0 | 9.0 | 80.0 (26.7) | 0.00 |
| HP3-36 | 10 (5.6) | 437.5 | 95.1 | 112.1 (44.5) | 8.6 | 526.1 | 113.0 | 122.8 (50.4) | 11.8 | — | — | — | — | — | — | — | — |
| | 20 (11.1) | 370.7 | 40.3 | 103.9 (39.9) | 1.7 | 461.3 | 49.6 | 114.9 (46.1) | 2.48 | 551.4 | 58.6 | 125.9 (52.3) | 3.37 | 641.0 | 67.4 | 136.9 (52.3) | 4.35 |
| | 40 (22.2) | 201.6 | 11.0 | 83.6 (28.7) | 0.16 | 315.9 | 17.0 | 97.2 (36.2) | 0.34 | 431.9 | 23.0 | 111.2 (44.0) | 0.58 | 524.6 | 27.7 | 122.5 (50.3) | 0.81 |
| HP5-36 | 10 (5.6) | — | — | — | — | — | — | — | — | — | — | — | — | — | — | — | — |
| | 20 (11.1) | 405.4 | 44.2 | 108.2 (42.3) | 8.81 | 494.7 | 53.3 | 119.0 (48.3) | 12.4 | — | — | — | — | — | — | — | — |
| | 40 (22.2) | 292.7 | 16.0 | 94.5 (34.7) | 1.31 | 397.1 | 21.5 | 107.1 (41.7) | 2.24 | 488.7 | 26.1 | 118.2 (47.9) | 3.21 | 579.6 | 30.6 | 129.3 (54.1) | 4.3 |
| HP7-36 | 10 (5.6) | — | — | — | — | — | — | — | — | — | — | — | — | — | — | — | — |
| | 20 (11.1) | — | — | — | — | — | — | — | — | — | — | — | — | — | — | — | — |
| | 40 (22.2) | 333.4 | 18.2 | 99.4 (37.4) | 4.4 | 424.8 | 23.0 | 110.4 (43.6) | 6.7 | 515.4 | 27.6 | 121.4 (49.7) | 9.4 | 605.3 | 32.0 | 132.4 (55.8) | 12.4 |

* Single-pass heaters are not recommended for liquid service. In many cases, a smaller multi-pass model would be a more economical choice.

Note:

For 50 Hz power supply, derate output by 10%. Above figures are based on calculations at sea level and are intended as reference material only. Results may vary due to customer applications.

Metric or Customary?

This chart has been produced using customary units of measurement. We would be pleased to provide any information required in metric units.

Table 47 – HP Heat Exchanger Capacities - Water 60°F (16°C) EAT

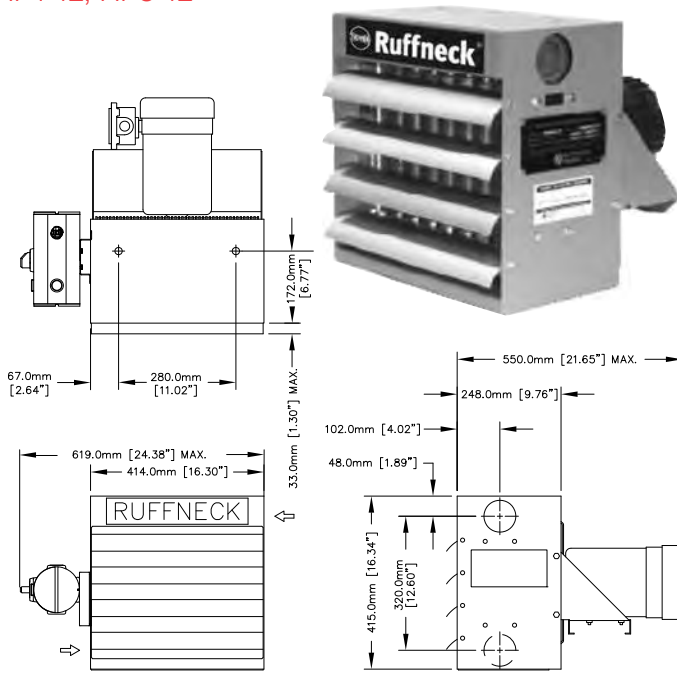
| Model | Change in Water Temp. ΔT °F (°C) | Entering Water Temperature | | | | | | | | | | | | | | | |
|---------|-------------------------------------|----------------------------|------------|--------------|--------|--------------|------------|--------------|--------|---------------|------------|--------------|--------|---------------|------------|--------------|--------|
| | | 180°F (82°C) | | | | 200°F (93°C) | | | | 220°F (104°C) | | | | 240°F (116°C) | | | |
| | | Output MBH | Flow USGPM | FAT °F (°C) | PD psi | Output MBH | Flow USGPM | FAT °F (°C) | PD psi | Output MBH | Flow USGPM | FAT °F (°C) | PD psi | Output MBH | Flow USGPM | FAT °F (°C) | PD psi |
| HP1-12* | 10 (5.6) | 19.3 | 3.66 | 77.2 (25.1) | 0.01 | 27.1 | 5.15 | 84.4 (29.1) | 0.01 | 35.6 | 6.77 | 92.2 (33.4) | 0.02 | 42.5 | 8.07 | 98.6 (37.0) | 0.03 |
| | 20 (11.1) | 8.84 | 0.80 | 67.5 (19.7) | 0.00 | 11.1 | 1.00 | 69.4 (20.8) | 0.00 | 15.3 | 1.40 | 73.2 (22.9) | 0.00 | 26.2 | 2.44 | 83.2 (28.4) | 0.00 |
| | 40 (22.2) | 6.11 | 0.27 | 65.0 (18.3) | 0.00 | 7.86 | 0.34 | 66.5 (19.2) | 0.00 | 9.72 | 0.43 | 68.0 (20.0) | 0.00 | 11.7 | 0.51 | 69.7 (20.9) | 0.00 |
| HP3-12 | 10 (5.6) | 30.6 | 5.90 | 87.9 (31.1) | 0.46 | 37.4 | 7.18 | 94.1 (34.5) | 0.68 | 44.1 | 8.44 | 100.3 (37.9) | 0.93 | 50.8 | 9.70 | 106.5 (41.4) | 1.23 |
| | 20 (11.1) | 23.1 | 2.21 | 80.8 (27.1) | 0.07 | 30.1 | 2.96 | 88.1 (31.2) | 0.12 | 37.8 | 3.61 | 94.4 (34.7) | 0.18 | 44.7 | 4.25 | 100.7 (38.2) | 0.24 |
| | 40 (22.2) | 8.84 | 0.40 | 67.5 (19.7) | 0.00 | 14.4 | 0.66 | 72.5 (22.5) | 0.01 | 23.7 | 1.11 | 81.0 (27.2) | 0.02 | 31.6 | 1.49 | 88.3 (31.3) | 0.03 |
| HP1-16* | 10 (5.6) | 38.8 | 7.47 | 92.1 (33.4) | 0.02 | 52.3 | 10.1 | 90.0 (32.2) | 0.03 | 63.6 | 12.2 | 96.5 (35.8) | 0.05 | 74.9 | 14.4 | 103.1 (39.5) | 0.06 |
| | 20 (11.1) | 16.3 | 1.15 | 68.9 (20.5) | 0.00 | 25.8 | 2.42 | 74.3 (23.5) | 0.00 | 41.4 | 3.93 | 83.4 (28.6) | 0.01 | 54.7 | 5.20 | 91.1 (32.8) | 0.01 |
| | 40 (22.2) | 11.5 | 0.51 | 66.0 (18.9) | 0.00 | 14.5 | 0.66 | 67.7 (19.8) | 0.00 | 17.9 | 0.81 | 69.6 (20.9) | 0.00 | 21.5 | 0.97 | 71.6 (22.0) | 0.00 |
| HP3-16 | 10 (5.6) | 52.9 | 10.2 | 90.4 (32.4) | 0.84 | 63.9 | 12.4 | 96.8 (36.0) | 1.21 | 74.9 | 14.4 | 103.3 (39.6) | 1.65 | 86.0 | 16.5 | 109.7 (43.2) | 2.15 |
| | 20 (11.1) | 43.7 | 4.22 | 85.0 (29.4) | 0.15 | 54.9 | 5.29 | 91.5 (33.1) | 0.23 | 66.1 | 6.36 | 98.0 (36.7) | 0.33 | 77.3 | 7.41 | 104.5 (40.3) | 0.45 |
| | 40 (22.2) | 19.3 | 0.91 | 70.7 (21.5) | 0.01 | 34.5 | 1.64 | 79.5 (26.4) | 0.02 | 47.4 | 2.26 | 86.9 (30.5) | 0.04 | 61.3 | 2.93 | 95.0 (35.0) | 0.07 |
| HP5-16 | 10 (5.6) | 55.8 | 10.8 | 92.1 (33.4) | 4.23 | 66.7 | 12.9 | 98.5 (36.9) | 5.98 | 77.7 | 15.0 | 104.9 (40.5) | 8.04 | 88.6 | 17.0 | 111.3 (44.1) | 10.4 |
| | 20 (11.1) | 48.7 | 4.71 | 87.9 (31.1) | 0.84 | 59.8 | 5.77 | 94.4 (34.7) | 1.24 | 70.9 | 6.82 | 100.8 (38.2) | 1.72 | 81.9 | 7.87 | 107.3 (41.8) | 2.28 |
| | 40 (22.2) | 33.5 | 1.61 | 79.0 (26.1) | 0.10 | 46.7 | 2.25 | 86.0 (30.3) | 0.20 | 58.0 | 2.78 | 93.2 (34.0) | 0.30 | 69.3 | 3.32 | 99.8 (37.7) | 0.42 |
| HP1-20* | 10 (5.6) | 76.4 | 14.8 | 85.1 (29.5) | 0.05 | 95.4 | 18.5 | 91.5 (33.1) | 0.07 | 114.5 | 22.1 | 97.8 (36.6) | 0.11 | 133.6 | 25.8 | 104.2 (40.1) | 0.14 |
| | 20 (11.1) | 39.3 | 3.77 | 72.7 (22.6) | 0.00 | 64.0 | 6.16 | 80.9 (27.2) | 0.01 | 85.7 | 8.25 | 88.1 (31.2) | 0.02 | 109.7 | 10.6 | 96.1 (35.6) | 0.03 |
| | 40 (22.2) | 20.2 | 0.94 | 66.1 (19.1) | 0.00 | 25.9 | 1.21 | 68.1 (20.1) | 0.00 | 32.1 | 1.49 | 70.1 (21.2) | 0.00 | 37.8 | 1.77 | 71.9 (22.2) | 0.00 |
| HP3-20 | 10 (5.6) | 92.8 | 18.1 | 90.7 (32.6) | 1.79 | 111.5 | 21.7 | 96.9 (36.1) | 2.54 | 130.2 | 25.2 | 103.2 (39.6) | 3.43 | 148.9 | 28.8 | 109.5 (43.1) | 4.44 |
| | 20 (11.1) | 79.2 | 7.71 | 86.1 (30.1) | 0.34 | 98.2 | 9.53 | 92.4 (33.6) | 0.52 | 117.1 | 11.3 | 98.7 (37.1) | 0.72 | 136.0 | 13.1 | 105.1 (40.6) | 0.96 |
| | 40 (22.2) | 48.6 | 2.35 | 75.8 (24.3) | 0.04 | 70.0 | 3.38 | 82.9 (28.3) | 0.07 | 92.7 | 4.48 | 90.5 (32.5) | 0.12 | 112.0 | 5.40 | 96.9 (36.1) | 0.17 |
| HP5-20 | 10 (5.6) | 96.8 | 18.9 | 92.0 (33.3) | 8.78 | 115.4 | 22.4 | 98.3 (36.8) | 12.3 | — | — | — | — | — | — | — | — |
| | 20 (11.1) | 86.1 | 8.39 | 88.4 (31.3) | 1.81 | 104.9 | 10.2 | 94.7 (34.8) | 2.64 | 123.7 | 12.0 | 101.0 (38.3) | 3.62 | 142.4 | 13.8 | 107.3 (41.8) | 4.75 |
| | 40 (22.2) | 65.8 | 3.19 | 81.6 (27.6) | 0.28 | 84.9 | 4.12 | 87.9 (31.1) | 0.46 | 104.0 | 5.03 | 94.3 (34.6) | 0.67 | 123.2 | 5.94 | 100.7 (38.2) | 0.93 |
| HP1-24* | 10 (5.6) | 160.4 | 31.3 | 103.6 (39.8) | 0.07 | 197.8 | 38.5 | 113.9 (45.5) | 0.10 | 235.1 | 45.6 | 124.3 (57.3) | 1.14 | 272.3 | 52.7 | 134.8 (57.1) | 0.19 |
| | 20 (11.1) | 102.4 | 9.93 | 87.5 (30.8) | 0.01 | 146.2 | 14.2 | 99.5 (37.5) | 0.02 | 193.6 | 18.8 | 112.6 (44.8) | 0.03 | 231.7 | 22.4 | 123.2 (50.7) | 0.04 |
| | 40 (22.2) | 45.7 | 2.17 | 71.9 (22.2) | 0.00 | 58.6 | 2.78 | 75.3 (24.1) | 0.00 | 72.3 | 3.42 | 78.9 (26.1) | 0.00 | 130.0 | 6.22 | 94.7 (34.8) | 0.00 |
| HP3-24 | 10 (5.6) | 187.5 | 36.6 | 111.1 (43.9) | 2.33 | 224.1 | 43.7 | 121.3 (49.6) | 3.28 | 260.6 | 50.6 | 131.6 (55.3) | 4.38 | 297.1 | 57.5 | 141.9 (61.1) | 5.64 |
| | 20 (11.1) | 16.7 | 16.0 | 104.5 (40.3) | 0.47 | 200.8 | 19.6 | 114.8 (46.0) | 0.69 | 237.9 | 23.1 | 125.1 (51.7) | 0.95 | 274.8 | 26.6 | 135.5 (57.5) | 1.26 |
| | 40 (22.2) | 11.2 | 5.41 | 89.9 (32.2) | 0.06 | 156.7 | 7.61 | 102.4 (39.1) | 0.11 | 194.6 | 9.44 | 112.9 (44.9) | 0.17 | 232.5 | 11.3 | 123.4 (50.8) | 0.24 |
| HP5-24 | 10 (5.6) | 194.0 | 37.9 | 113.0 (45.0) | 11.2 | — | — | — | — | — | — | — | — | — | — | — | — |
| | 20 (11.1) | 175.1 | 17.1 | 107.7 (42.1) | 2.40 | 211.9 | 20.6 | 117.9 (47.7) | 3.44 | 248.6 | 24.2 | 128.2 (53.4) | 4.67 | 285.2 | 27.6 | 138.5 (59.2) | 6.08 |
| | 40 (22.2) | 138.2 | 6.74 | 97.4 (36.3) | 0.40 | 175.8 | 8.56 | 107.8 (42.1) | 0.63 | 213.4 | 10.4 | 118.2 (47.9) | 0.91 | 250.7 | 12.1 | 128.7 (53.7) | 1.23 |
| HP7-24 | 10 (5.6) | — | — | — | — | — | — | — | — | — | — | — | — | — | — | — | — |
| | 20 (11.1) | 180.4 | 17.6 | 109.2 (42.9) | 6.82 | 217.1 | 21.2 | 119.4 (48.6) | 9.72 | 253.6 | 24.6 | 129.6 (54.2) | 13.1 | — | — | — | — |
| | 40 (22.2) | 147.5 | 7.20 | 100.0 (37.8) | 1.22 | 184.9 | 9.01 | 110.3 (43.5) | 1.86 | 222.2 | 10.8 | 120.7 (49.3) | 2.63 | 259.3 | 12.6 | 131.0 (55.0) | 3.53 |
| HP1-30* | 10 (5.6) | 243.3 | 47.6 | 109.5 (43.1) | 0.11 | 296.2 | 57.8 | 120.5 (49.2) | 0.16 | 349.0 | 67.9 | 131.5 (55.3) | 0.22 | 401.7 | 77.9 | 142.6 (61.4) | 0.29 |
| | 20 (11.1) | 179.3 | 17.6 | 96.2 (35.7) | 0.02 | 245.6 | 23.9 | 109.8 (43.2) | 0.03 | 299.6 | 29.1 | 121.0 (49.4) | 0.04 | 353.4 | 34.2 | 132.3 (55.7) | 0.06 |
| | 40 (22.2) | 77.0 | 3.69 | 75.2 (24.0) | 0.00 | 98.5 | 4.72 | 79.4 (26.3) | 0.00 | 174.8 | 8.43 | 95.0 (35.0) | 0.00 | 242.3 | 11.7 | 108.9 (42.7) | 0.01 |
| HP3-30 | 10 (5.6) | 273.8 | 53.6 | 115.8 (46.1) | 3.48 | 325.8 | 63.6 | 126.7 (52.6) | 4.85 | 377.6 | 73.5 | 137.6 (58.7) | 6.42 | 429.4 | 83.3 | 148.5 (64.7) | 8.20 |
| | 20 (11.1) | 244.3 | 23.9 | 109.7 (43.2) | 0.74 | 296.9 | 29.0 | 120.6 (49.2) | 1.06 | 349.5 | 34.0 | 131.6 (55.3) | 1.44 | 401.8 | 39.0 | 142.6 (61.4) | 1.88 |
| | 40 (22.2) | 180.9 | 8.83 | 96.5 (35.8) | 0.11 | 241.3 | 11.80 | 108.9 (42.7) | 0.19 | 295.1 | 14.1 | 120.1 (48.9) | 0.28 | 348.7 | 16.9 | 131.3 (55.2) | 0.38 |
| HP5-30 | 10 (5.6) | — | — | — | — | — | — | — | — | — | — | — | — | — | — | — | — |
| | 20 (11.1) | 257.1 | 25.2 | 112.3 (44.6) | 3.62 | 309.3 | 30.2 | 123.2 (50.7) | 5.14 | 361.5 | 35.2 | 134.1 (56.7) | 6.90 | 413.4 | 40.1 | 145.1 (62.8) | 8.91 |
| | 40 (22.2) | 209.5 | 10.2 | 102.4 (39.1) | 0.65 | 263.0 | 12.8 | 113.5 (45.3) | 1.00 | 316.2 | 15.4 | 124.6 (57.4) | 1.40 | 369.2 | 17.9 | 135.7 (57.6) | 1.87 |
| HP7-30 | 10 (5.6) | — | — | — | — | — | — | — | — | — | — | — | — | — | — | — | — |
| | 20 (11.1) | 263.1 | 25.8 | 113.6 (45.3) | 10.2 | — | — | — | — | — | — | — | — | — | — | — | — |
| | 40 (22.2) | 220.1 | 10.8 | 104.6 (40.3) | 1.91 | 273.3 | 13.3 | 115.6 (46.4) | 2.86 | 326.2 | 15.9 | 126.6 (52.6) | 3.98 | 378.8 | 18.4 | 137.7 (58.7) | 5.28 |
| HP1-36* | 10 (5.6) | 424.5 | 83.2 | 110.5 (43.6) | 0.24 | 513.3 | 100.3 | 121.2 (49.6) | 0.33 | 601.2 | 117.2 | 132.0 (55.6) | 0.45 | 689.2 | 134.0 | 142.9 (61.6) | 0.57 |
| | 20 (11.1) | 349.1 | 34.2 | 101.3 (38.5) | 0.04 | 439.1 | 42.9 | 112.2 (44.6) | 0.07 | 529.1 | 51.6 | 123.1 (50.6) | 0.09 | 618.8 | 60.1 | 134.1 (56.7) | 0.13 |
| | 40 (22.2) | 137.2 | 6.60 | 75.9 (24.4) | 0.00 | 257.0 | 12.53 | 90.1 (32.3) | 0.01 | 366.6 | 17.8 | 103.3 (39.6) | 0.01 | 467.9 | 22.7 | 115.5 (46.4) | 0.02 |
| HP3-36 | 10 (5.6) | 466.5 | 91.5 | 115.6 (46.4) | 6.89 | 553.6 | 108.3 | 126.2 (52.3) | 9.51 | 640.5 | 124.9 | 136.9 (58.3) | 12.5 | — | — | — | — |
| | 20 (11.1) | 421.9 | 41.4 | 110.2 (43.4) | 1.51 | 510.0 | 49.9 | 120.9 (49.4) | 2.14 | 597.8 | 58.3 | 131.6 (55.3) | 2.88 | 685.5 | 66.7 | 142.4 (61.3) | 3.73 |
| | 40 (22.2) | 334.7 | 16.4 | 99.6 (37.6) | 0.26 | 424.9 | 20.8 | 110.4 (43.6) | 0.41 | 514.7 | 25.1 | 121.3 (49.6) | 0.58 | 604.1 | 29.4 | 132.3 (55.7) | 0.78 |
| HP5-36 | 10 (5.6) | — | — | — | — | — | — | — | — | — | — | — | — | — | — | — | — |
| | 20 (11.1) | 439.5 | 43.1 | 112.3 (44.6) | 7.22 | 527.0 | 51.6 | 123.0 (50.6) | 10.2 | — | — | — | — | — | — | — | — |
| | 40 (22.2) | 365.4 | 17.9 | 103.3 (39.6) | 1.36 | 454.9 | 22.3 | 114.1 (45.6) | 20.3 | 543.8 | 26.5 | 124.9 (51.6) | 2.83 | 632.3 | 30.8 | 135.8 (57.7) | 3.75 |
| HP7-36 | 10 (5.6) | — | — | — | — | — | — | — | — | — | — | — | — | — | — | — | — |
| | 20 (11.1) | — | — | — | — | — | — | — | — | — | — | — | — | — | — | — | — |
| | 40 (22.2) | 380.0 | 18.6 | 105.1 (40.6) | 3.88 | 469.0 | 23.0 | 115.8 (46.6) | 5.73 | 557.5 | 27.2 | 126.6 (52.6) | 7.93 | 645.6 | 31.4 | 137.4 (58.6) | 10.5 |

* Single-pass heaters are not recommended for liquid service. In many cases, a smaller multi-pass model would be a more economical choice.

<

Specifications

HP1-12, HP3-12



◇ Add 12 lbs (5.4 kg) to flange units * Add 15 lbs (6.8 kg) to disconnect units

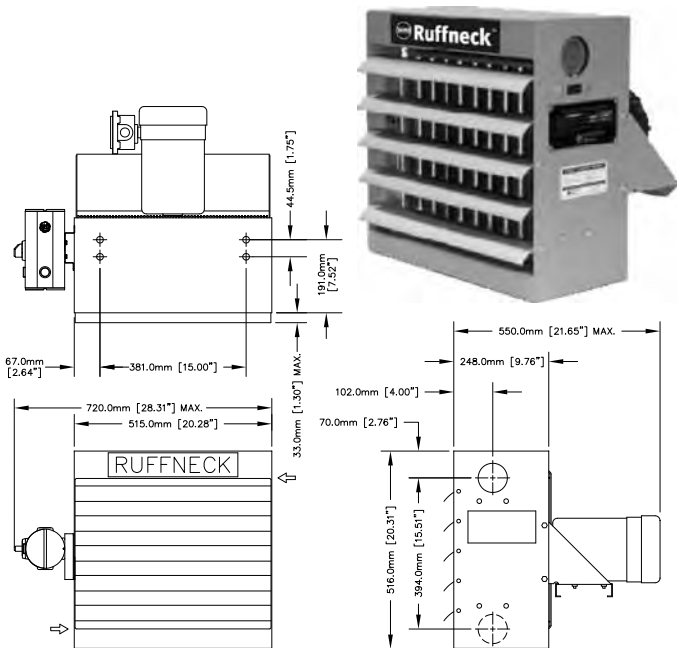
General

| | |
|--------------------|---|
| Air Delivery* | 997 CFM |
| Air Velocity* | 1147 FPM |
| Air Throw* | 40 ft @ 15 psi stream |
| Propeller Fan | 3 Wing Aluminum, 12" (305 mm) Dia. x 5/8" (16 mm) Bore |
| Motor Requirements | 1/2 HP, 1725 RPM, Frame 56 Rigid Base (Specify enclosure type, voltage, cycle and phase.) |
| Fan Guard | Welded, Wire, Powder Coated Epoxy 1/4" (6 mm) probe will not enter. |
| Hanger Connections | 5/8" (16 mm) NC Tap - 2 holes |
| Cabinet Material | 0.075" (2 mm) steel |
| Louvre Blades | Anodized Extruded Aluminum |
| Net Weight | 75 lbs (34 kg) ◇ * |
| Shipping Weight | 102 lbs (46.3 kg) ◇ * |

Heat Exchanger

| | |
|-----------------------|----------------------------|
| Tube Outside Dia. | 0.625" (16 mm) |
| Tube Wall Thickness | 0.065" (1.65 mm) Average |
| Tube Material | SA 214 Carbon Steel |
| Fin Material | 1050 Aluminum |
| Fins Per Inch | 10 |
| Number of Tubes | 13 |
| Number of Rows | 2 |
| Number of Passes | 1 or 3 |
| Header Material | Min. 0.135" (3.4 mm) Steel |
| Inlet/Outlet | 2" NPT Female |
| Max. Operating Press. | 450 psi |
| Max. Operating Temp. | 650°F (343°C) |

HP1-16, HP3-16, HP5-16



* at 70°F (21°C) at sea level

◇ Add 12 lbs (5.4 kg) to flange units * Add 15 lbs (6.8 kg) to disconnect units

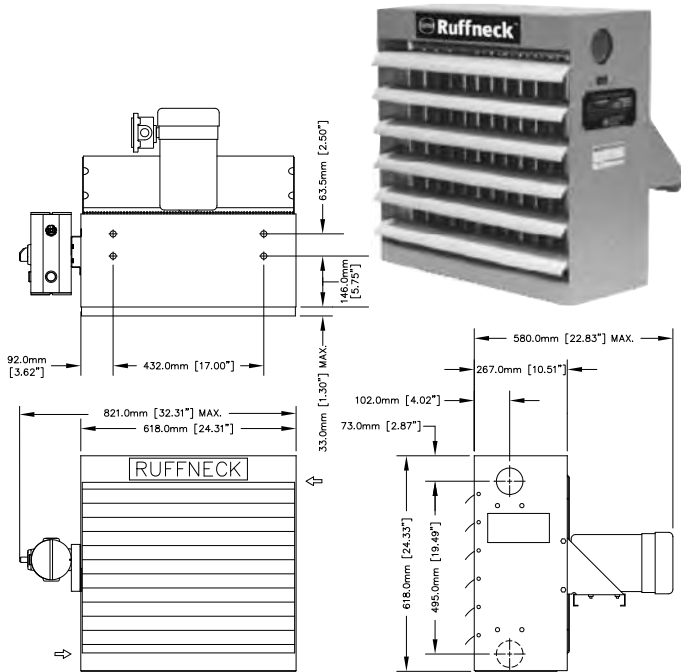
General

| | |
|--------------------|---|
| Air Delivery* | 1588 CFM |
| Air Velocity* | 1069 FPM |
| Air Throw* | 60 ft @ 15 psi stream |
| Propeller Fan | 3 Wing Aluminum, 16" (406 mm) Dia. x 5/8" (16 mm) Bore |
| Motor Requirements | 1/2 HP, 1725 RPM, Frame 56 Rigid Base (Specify enclosure type, voltage, cycle and phase.) |
| Fan Guard | Welded, Wire, Powder Coated Epoxy 1/4" (6 mm) probe will not enter. |
| Hanger Connections | 5/8" (16 mm) NC Tap - 4 holes |
| Cabinet Material | 0.075" (2 mm) steel |
| Louvre Blades | Anodized Extruded Aluminum |
| Net Weight | 109 lbs (49.4 kg) ◇ * |
| Shipping Weight | 137 lbs (62.1 kg) ◇ * |

Heat Exchanger

| | |
|-----------------------|----------------------------|
| Tube Outside Dia. | 0.625" (16 mm) |
| Tube Wall Thickness | 0.065" (1.65 mm) Average |
| Tube Material | SA 214 Carbon Steel |
| Fin Material | 1050 Aluminum |
| Fins Per Inch | 10 |
| Number of Tubes | 17 |
| Number of Rows | 2 |
| Number of Passes | 1, 3 or 5 |
| Header Material | Min. 0.135" (3.4 mm) Steel |
| Inlet/Outlet | 2" NPT Female |
| Max. Operating Press. | 450 psi |
| Max. Operating Temp. | 650°F (343°C) |

HP1-20, HP3-20, HP5-20



◇ Add 12 lbs (5.4 kg) to flange units

* Add 15 lbs (6.8 kg) to disconnect units.

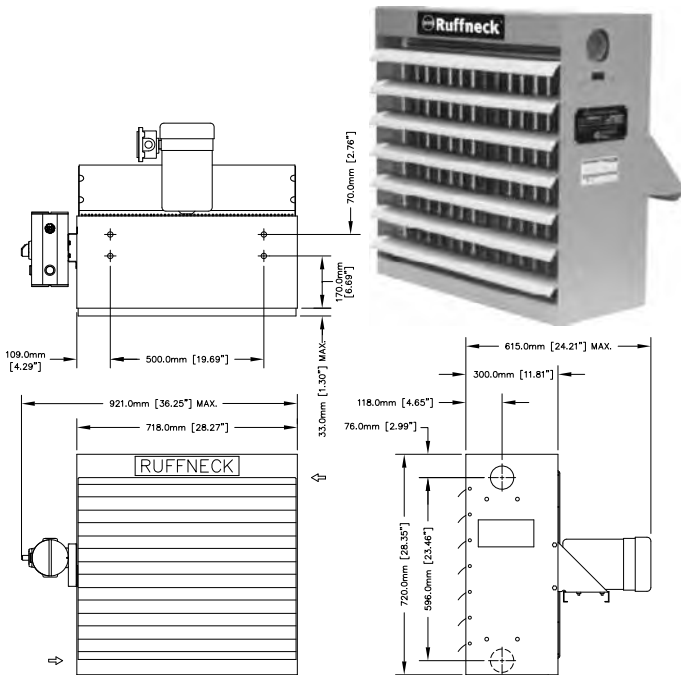
General

| | |
|--------------------|--|
| Air Delivery* | 2780 CFM |
| Air Velocity* | 1153 FPM |
| Air Throw* | 65 ft @ 15 psi stream |
| Propeller Fan | 3 Wing Aluminum, 20" (508 mm) Dia. x 5/8" (16 mm) Bore |
| Motor Requirements | 1/2 HP, 1725 RPM, Frame 56 Rigid Base (Specify enclosure type, voltage, cycle and phase.) |
| Fan Guard | Welded, Wire, Powder Coated Epoxy 1/4" (6 mm) probe will not enter. |
| Hanger Connections | 5/8" (16 mm) NC Tap - 4 holes |
| Cabinet Material | 0.075" (2 mm) steel |
| Louvre Blades | Anodized Extruded Aluminum |
| Net Weight | 138 lbs (62.6 kg) ◇ * |
| Shipping Weight | 161 lbs (73 kg) ◇ * |

Heat Exchanger

| | |
|-----------------------|----------------------------|
| Tube Outside Dia. | 0.625" (16 mm) |
| Tube Wall Thickness | 0.065" (1.65 mm) Average |
| Tube Material | SA 214 Carbon Steel |
| Fin Material | 1050 Aluminum |
| Fins Per Inch | 10 |
| Number of Tubes | 21 |
| Number of Rows | 2 |
| Number of Passes | 1, 3 or 5 |
| Header Material | Min. 0.135" (3.4 mm) Steel |
| Inlet/Outlet | 2" NPT Female |
| Max. Operating Press. | 450 psi |
| Max. Operating Temp. | 650°F (343°C) |

HP1-24, HP3-24, HP5-24, HP7-24



* at 70°F (21°C) at sea level

◇ Add 12 lbs (5.4 kg) to flange units * Add 15 lbs (6.8 kg) to disconnect units

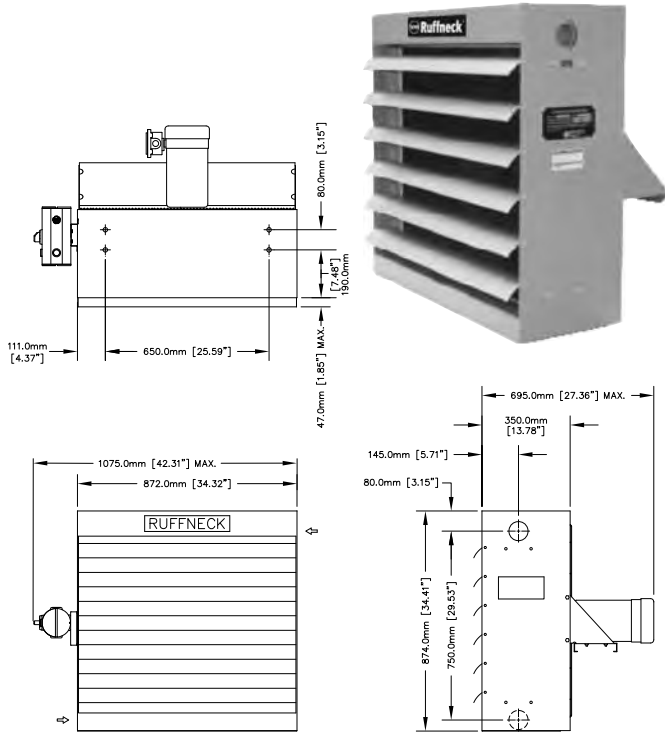
General

| | |
|--------------------|--|
| Air Delivery* | 3405 CFM |
| Air Velocity* | 981 FPM |
| Air Throw* | 70 ft @ 15 psi stream |
| Propeller Fan | 3 Wing Aluminum, 24" (610 mm) Dia. x 5/8" (16 mm) Bore |
| Motor Requirements | 1/2 HP, 1725 RPM, Frame 56 Rigid Base (Specify enclosure type, voltage, cycle and phase.) |
| Fan Guard | Welded, Wire, Powder Coated Epoxy 7/16" (11 mm) probe will not enter. |
| Hanger Connections | 5/8" (16 mm) NC Tap - 4 holes |
| Cabinet Material | 0.075" (2 mm) steel |
| Louvre Blades | Anodized Extruded Aluminum |
| Net Weight | 191 lbs (86.6 kg) ◇ * |
| Shipping Weight | 224 lbs (101.6 kg) ◇ * |

Heat Exchanger

| | |
|-----------------------|--|
| Tube Outside Dia. | 0.625" (16 mm) |
| Tube Wall Thickness | 0.065" (1.65 mm) Average |
| Tube Material | SA 214 Carbon Steel |
| Fin Material | 1050 Aluminum |
| Fins Per Inch | 10 |
| Number of Tubes | 38 |
| Number of Rows | 3 |
| Number of Passes | 1, 3, 5 or 7 |
| Header Material | Min. 0.135" (3.43 mm) Steel |
| Inlet/Outlet | 2" NPT Female |
| Max. Operating Press. | Up to 450 psi 100 psi for CSA Certified Steam Heaters |
| Max. Operating Temp. | 650°F (343°C) |

HP1-30, HP3-30, HP5-30, HP7-30



◇ Add 12 lbs (5.4 kg) to flange units
 * Add 15 lbs (6.8 kg) to disconnect units

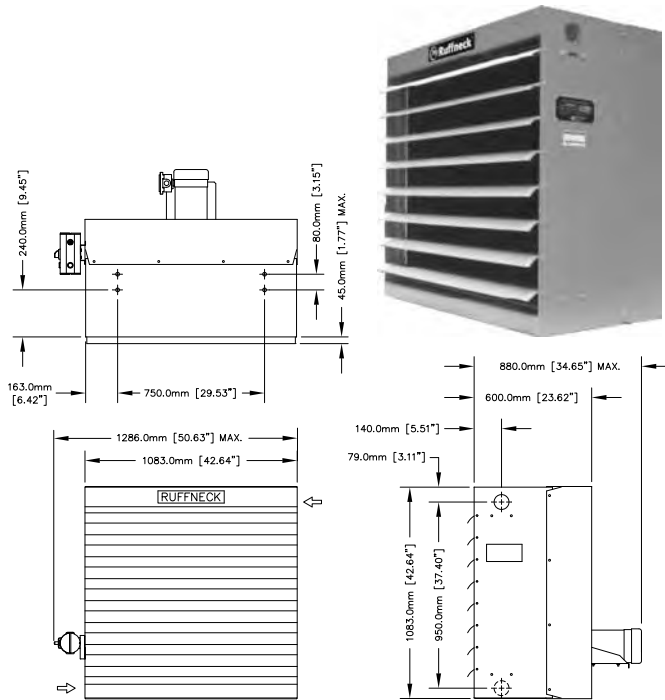
General

| | |
|--------------------|--|
| Air Delivery* | 4569 CFM |
| Air Velocity* | 814 FPM |
| Air Throw* | 70 ft @ 15 psi stream |
| Propeller Fan | 3 Wing Aluminum, 30" (762 mm) Dia. x 5/8" (16 mm) Bore |
| Motor Requirements | 3/4 HP, 1140 RPM, Frame 56 Rigid Base (Specify enclosure type, voltage, cycle and phase.) |
| Fan Guard | Welded, Wire, Powder Coated Epoxy 7/16" (11 mm) probe will not enter. |
| Hanger Connections | 5/8" (16 mm) NC Tap - 4 holes |
| Cabinet Material | 0.075" (2 mm) steel |
| Louvre Blades | Anodized Extruded Aluminum |
| Net Weight | 286 lbs (121.6 kg) ◇ * |
| Shipping Weight | 345 lbs (156.5 kg) ◇ * |

Heat Exchanger

| | |
|-----------------------|---|
| Tube Outside Dia. | 0.625" (16 mm) |
| Tube Wall Thickness | 0.065" (1.65 mm) Average |
| Tube Material | SA 214 Carbon Steel |
| Fin Material | 1050 Aluminum |
| Fins Per Inch | 10 |
| Number of Tubes | 47 |
| Number of Rows | 3 |
| Number of Passes | 1, 3, 5 or 7 |
| Header Material | Min. 0.135" (3.43 mm) Steel |
| Inlet/Outlet | 2" NPT Female |
| Max. Operating Press. | Up to 450 psi 80 psi for CSA Certified Steam Heaters |
| Max. Operating Temp. | 650°F (343°C) |

HP1-36, HP3-36, HP5-36, HP7-36



* at 70°F (21°C) at sea level
 ◇ Add 12 lbs (5.4 kg) to flange units * Add 15 lbs (6.8 kg) to disconnect units

General

| | |
|--------------------|---|
| Air Delivery* | 7830 CFM |
| Air Velocity* | 852 FPM |
| Air Throw* | 65 ft @ 15 psi stream |
| Propeller Fan | 6 Wing Aluminum, 36" (914 mm) Dia. x 1" (25mm) Bore |
| Motor Requirements | 1½ HP, 1725 RPM, Frame 56 Rigid Base (Specify enclosure type, voltage, cycle and phase.) |
| Drive Pulley | B3.6" |
| Driven Pulley | B9.9" |
| Drive Belt | B42 V-Belt |
| Fan Speed | 627 RPM |
| Fan Guard | Steel, Powder Coated Epoxy, 1/2" (13 mm) gap |
| Hanger Connections | 5/8" (16 mm) NC Tap - 4 holes |
| Cabinet Material | 0.105" (2.66 mm) steel |
| Louvre Blades | Anodized Extruded Aluminum |
| Net Weight | 534 lbs (242.2 kg) ◇ * |
| Shipping Weight | 597 lbs (270.8 kg) ◇ * |

Heat Exchanger

| | |
|-----------------------|---|
| Tube Outside Dia. | 0.625" (16 mm) |
| Tube Wall Thickness | 0.065" (1.65 mm) Average |
| Tube Material | SA 214 Carbon Steel |
| Fin Material | 1050 Aluminum |
| Fins Per Inch | 10 |
| Number of Tubes | 59 |
| Number of Rows | 3 |
| Number of Passes | 1, 3, 5 or 7 |
| Header Material | Min. 0.135" (3.43 mm) Steel |
| Inlet/Outlet | 2" NPT Female |
| Max. Operating Press. | Up to 450 psi 85 psi for CSA Certified Steam Heaters |
| Max. Operating Temp. | 650°F (343°C) |