

DATE: \_\_\_\_\_ LOCATION: \_\_\_\_\_  
 TYPE: \_\_\_\_\_ PROJECT: \_\_\_\_\_  
 CATALOG #: \_\_\_\_\_


# SGC CANOPY

SLING SERIES - CEILING/SURFACE/GARAGE

tradeSELECT®

## FEATURES

- Commercial grade LED canopy luminaire for use in outdoor applications such as a commercial building, retail, government and educational facilities
- Low profile housing with a lightly diffused lens for reduced pixilation and glare
- Available in three wattages; 22W, 39W and 55W
- Two housing finishes including white and dark bronze
- Type 5 distribution



SGC Bronze

SGC White

## RELATED PRODUCTS

- ⌘ [Sling Dusk-To-Dawn](#)
- ⌘ [Sling Wall](#)



## SPECIFICATIONS

### CONSTRUCTION

- Rugged die-cast aluminum housing with corrosion resistant powder coat finish both protects and provides architectural appearance
- Heat dissipating fins provide superior thermal performance extending the life of the electronic components
- Housing size: 10" x 10" x 3.5"
- Lightly diffused lens for reduced LED pixilation and brightness

### OPTICS

- Type 5 Distribution

### INSTALLATION

- 3/4" conduit entry on top for pendant mounting
- 1/2" conduit entry on three sides
- Able to mount on a minimum of 3-3.5" junction box

### CERTIFICATIONS

- CSA Certified
- DLC Premium
- IP65

### WARRANTY

- 5 year limited warranty
- See [HLI Standard Warranty](#) for additional information

KEY DATA	
Lumen Range	2815–7110
Wattage Range	22–55
Efficacy Range (LPW)	128
Fixture Projected Life (Hours)	60K
Weights lbs. (kg)	4.9 (2.2)

## ORDERING GUIDE

### STOCK ORDERING INFORMATION

Catalog Number	Wattage	Voltage	CCT/CRI	Lumens	LPW	Finish
SGC-20-4K	22W	120-277V	4000K/70	2815	128	Bronze
SGC-40-4K	39W	120-277V	4000K/70	4997	128	Bronze
SGC-40-4K-WH	39W	120-277V	4000K/70	4997	128	White
SGC-60-4K	55W	120-277V	4000K/70	7110	128	Bronze

# SGC CANOPY

SLING SERIES - CEILING/SURFACE/GARAGE

## ELECTRICAL DATA

Nominal Wattage	Input Voltage	Oper. Current (Amps)	System Power (Watts)
25	120	0.18	22.0
	208	0.11	
	240	0.09	
	277	0.08	
40	120	0.33	39.0
	208	0.19	
	240	0.16	
	277	0.14	
60	120	0.46	55.4
	208	0.27	
	240	0.23	
	277	0.20	

## PROJECTED LUMEN MAINTENANCE

Ambient Temperature	OPERATING HOURS					
	0	25,000	TM-21-11 36,000	50,000	100,000	L70 (Hours)
25°C / 77°F	1.00	0.95	0.93	0.90	0.81	170,000
40°C / 104°F	0.99	0.94	0.92	0.89	0.80	165,000

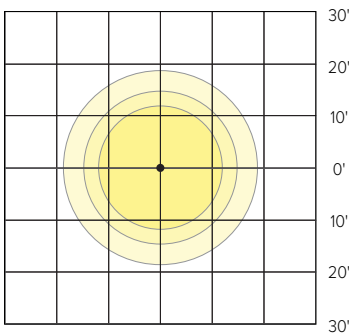
## LUMINAIRE AMBIENT TEMPERATURE FACTOR (LATF)

Ambient Temperature		Lumen Multiplier
0°C	32°F	1.03
10°C	50°F	1.01
20°C	68°F	1.00
25°C	77°F	1.00
30°C	86°F	0.99
40°C	104°F	0.98

Use these factors to determine relative lumen output for average ambient temperatures from 0-40°C (32-104°F).

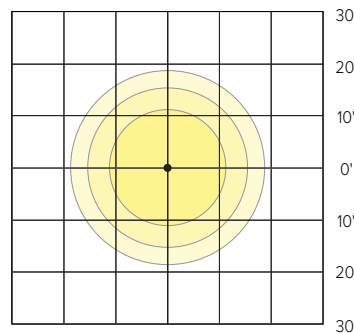
## PHOTOMETRY

SGC-20-4K



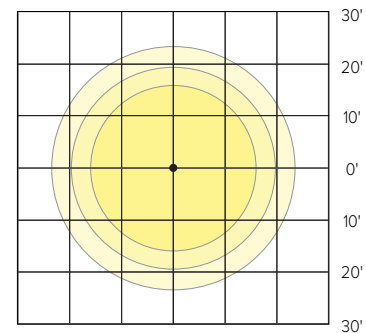
Mounting Distance: 10'

SGC-40-4K



Mounting Distance: 10'

SGC-60-4K

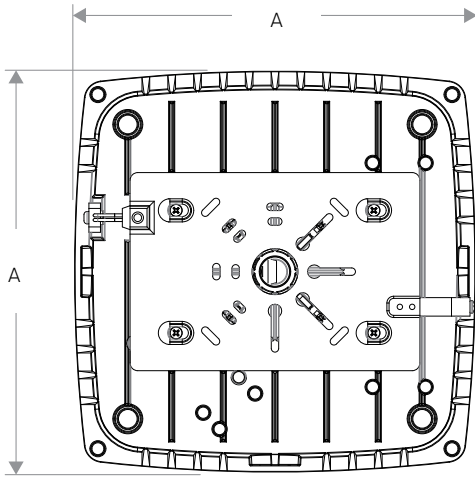


Mounting Distance: 10'

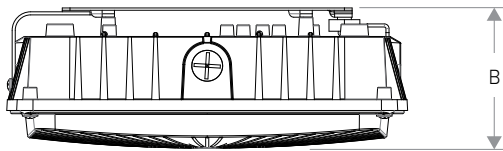
# SGC CANOPY

SLING SERIES - CEILING/SURFACE/GARAGE

## DIMENSIONS



A	B	Weight
10.2" (260mm)	3.6" (91mm)	4.9lbs (2.2kg)



## USE OF TRADEMARKS AND TRADE NAMES

All product and company names, logos and product identifies are trademarks™ or registered trademarks® of Hubbell Lighting, Inc. or their respective owners. Use of them does not necessarily imply any affiliation with or endorsement by such respective owners.