



**GLOBAL<sup>TM</sup>  
INDUSTRIAL**

*We can supply that.®*

User's manual	Manual del usuario	Manuel de l'utilisateur
Customer Service US: 1-800-645-2986	Servicio de atención al Cliente US: 1-800-645-2986	Service à la clientèle Canada: 888-645-2986

# Indoor Vertical Bike Rack Mount, Single Track

Model(s): 670509

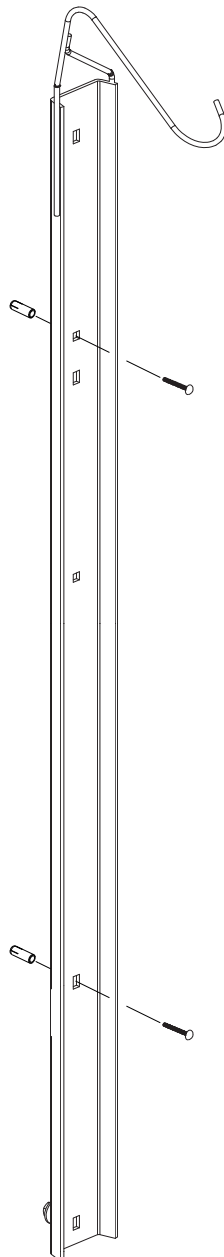
## **⚠ WARNING**

- Prior to drilling into any wall, ensure it is clear of electrical wires, plumbing or any other obstructions.
- Ensure that anchors are secure before hanging bicycle on track.
- **DO NOT INSTALL BIKE RACK IN DRYWALL.**

NOTE: 8.5mm mounting hole diameter. Mounting hardware not included.


Mount track to wall, pillar or post using correct hardware. Correct hardware will depend on the material the track is being drilled into.

If mounting to M# 670508 Frame, use M8 x 40 mm head screws included in M# 670508 packaging.



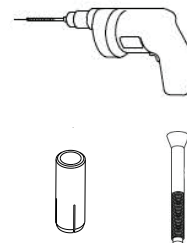
## **CONCRETE INSTALLATION INSTRUCTIONS**

**1**



Using the track as a template, mark at least 2 holes in the wall.

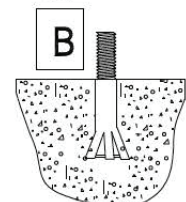
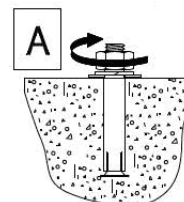
**2**



For concrete, use a hammer drill and concrete drill bit (not included). Drill holes to depth in accordance with chosen anchor bolt type and size.

**3**

Insert anchor bolt sleeves into holes. Hammer until fully inserted. Place rack over sleeves and affix bolts. Tighten until sleeve is secured.



# Assembly Instruction

Indoor Vertical Bike Rack Mount, Lockable  
Model no. 670509

Contents		
Ref.	Qty.	Description
H1	2	M8 x35mm Lg. Round Head Screw
H2	2	M8 Stainless Steel Nylon Hexagon Nut
H3	2	Flat Washer

