



# GLOBAL INDUSTRIAL™

*We can supply that.®*

User's manual

Manual del usuario

Manuel de l'utilisateur

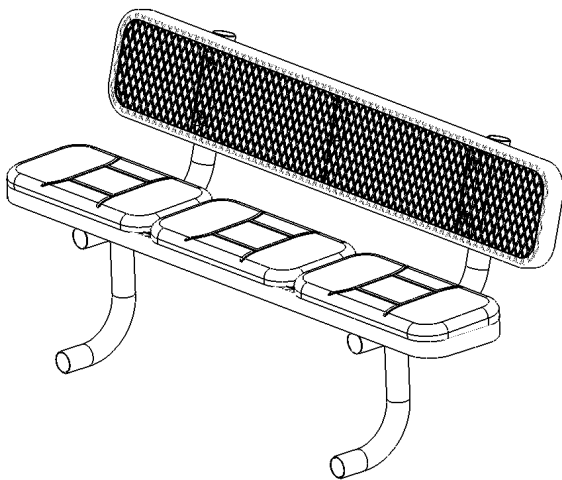
Customer Service  
US: 1-800-645-2986

Servicio de atención al Cliente  
US: 1-800-645-2986


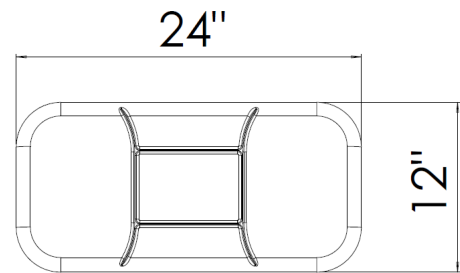
Service à la clientèle  
Canada: 888-645-2986

## Seat Cushion for Picnic Benches Gray, 2 cushions per box

Models: 277CP66



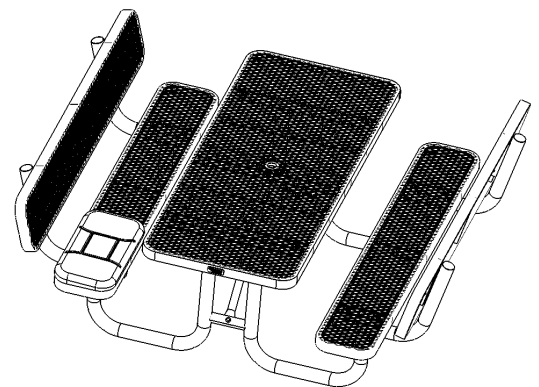
\*Box comes with 2 cushions only.



When installing, ensure that the cushion inclines down towards the front of the bench

REF	Item Description	QTY	Bench Seat Type
A	M6 x 1 x 18 mm Hex Bolt	12	Expanded/Perforated
B	Small Washer	12	Perforated
C	Large Washer	12	Expanded
D	Cushion	2	Expanded/Perforated

1. Place cushion on bench. Ensure that seat inclines downward toward the front of the bench.



2. From below, align holes through the expanded or perforated bench seats.

For expanded metal, use washer C. For Perforated metal, use washer B.

