

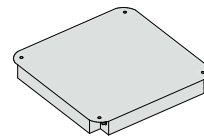
SQUARE TABLE

USER 
MANUAL



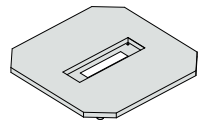
CONTENTS

TOP UNIT



x1

BASEPLATE



x1

STAND



x1

THUMBSCREW



x8

EXTENSION CORD



x1

POWER CORD




x1



120V 15A OUTLET
REQUIRED



 SCAN ME

INCHARGED. SQUARE TABLE

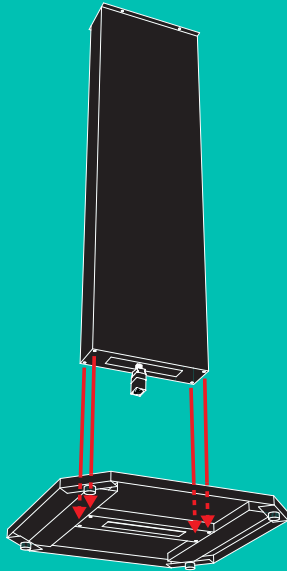


(800) 516-3580

SETUP INSTRUCTIONS

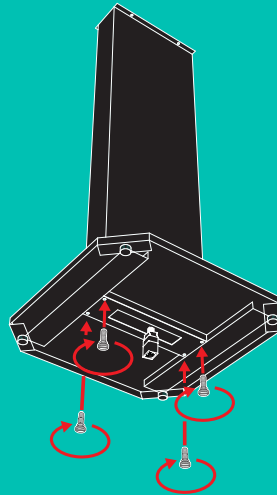


01



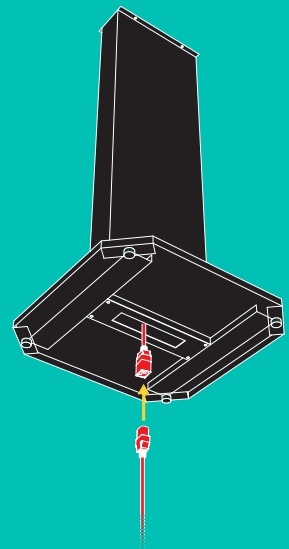
Attach the stand to the baseplate

02



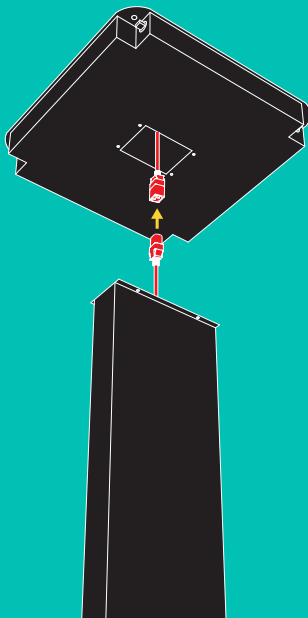
Fix stand to the baseplate using 4 thumbscrews

03



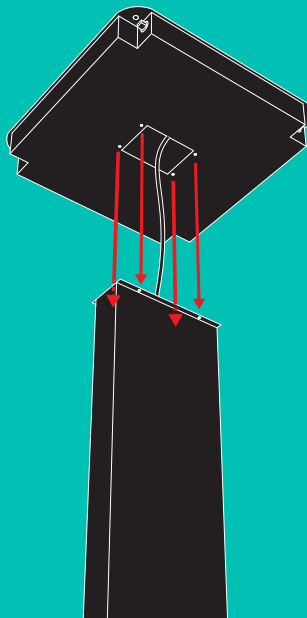
Connect power cord with the extension cord

04




Connect power cord with the extension cord

05



Attach top unit to the stand

06



Fix top unit to the stand using 4 thumbscrews