

# 10

## ONE Series

# FEEL THE SILENCE!

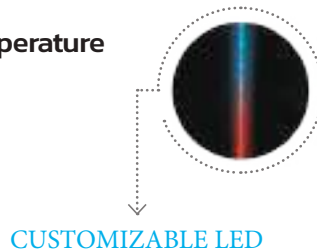
THE WORLD'S FIRST MODULAR HAND DRYER - OUR FAMOUS QUIET MODEL "ONE" WITH NEW DESIGN AND TECHNOLOGY- FEEL THE SAME **SILENCE**

## FEATURES

- Quietest hand dryer in the industry at 55 db. Now, 12 seconds drying time
- Automatic infrared actuated sensor, for power conservation and maximum hygiene
- Robust, tamperproof design and construction for greater product durability and longevity in application
- **Exclusive : Adjustable output airflow temperature**
- High improved velocity (8600 LFM) airflow for faster hand drying
- Universal voltage
- Modular design for easy repair
- Designed for easy installation
- **Dynamic changeable LED colored lighting (by end user)**
- Vandal proof
- Tamperproof screws

## APPLICATIONS

- Washrooms | Clean up Areas
- Commercial Facilities, Factories, Restaurants, Hospitals, Office buildings
- Residential

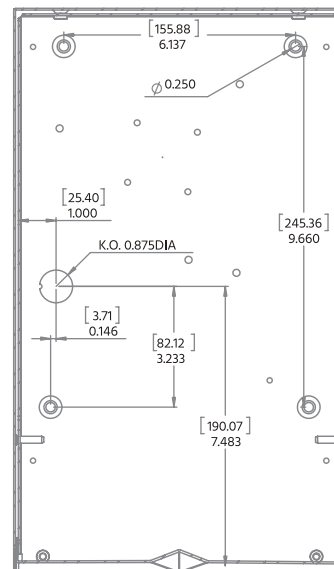


CUSTOMIZABLE LED

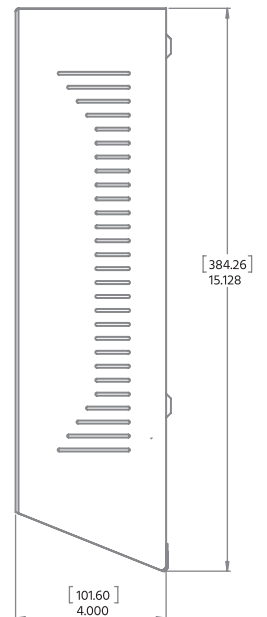


## DIMENSIONS

### BACK VIEW




### SIDE VIEW





White



Black



Stainless Steel



Chrome

## SPECIFICATIONS

**Voltage** Universal 115-230\*VAC (\*50/60Hz)  
**Wattage** 1450 W at 5.7A (230VAC)  
**Motor** 1800 RPM brushless external rotor  
**Colour** White & Black antibacterial, Stainless steel  
**Finish** Chrome, scratch-resistant porcelain, brushed stainless steel, micro paint  
**Heating Element** 1380w resistance coil  
**Construction Material** Reinforced Steel

**Controls & Wiring** Automatic resetting thermostat with cutout when airflow is restricted-Infrared sensor cutout two seconds after hand removal, and 60 seconds after initiating drying  
**Installation** Removable predrilled baseplate for easy mounting  
**Warranty** LIFETIME  
 CSA certified for use in Canada and the U.S.  
 CE approved for use where applicable.  
**Patent Pending**

## ORDERING GUIDE

Model No. (LED OPTION L)	Color	Watts cold air Hot Air	Volts Hz	Air Velocity LFM	Air Volume CFM	Noise dB	Dimensions (W x H x D) (mm/in.)	Weight (kg/lbs.)
C-10000000 L-10000000	White	1380-1450	115-230,50-60	8600	150	55	223 x 384 x 105 (8.77 x 15.11 x 4.13)	5.7/12.5
C-10000002 L-10000002	Black	1380-1450	115-230, 50-60	8600	150	55	223 x 384 x 105 (8.77 x 15.11 x 4.13)	5.7/12.5
C-100220004 L-100220004	Brushed SS	1380-1450	115-230, 50-60	8600	150	55	223 x 384 x 105 (8.77 x 15.11 x 4.13)	5.7/12.5
C-100220006 L-100220006	Chrome	1380-1450	115-230, 50-60	8600	150	55	223 x 384 x 105 (8.77 x 15.11 x 4.13)	5.7/12.5



COMMERCIAL HAND DRYERS TO ORDER PLEASE CALL 1-855-550-0303

